

2020

PARLIAMENTARY ELECTION

FINAL REPORT



PAFFREL

**PARLIAMENTARY ELECTION
2020
FINAL REPORT**

People's Action for Free and Fair Elections

Table of Contents

Forward	VII
Executive Summary	IX
Introduction.....	XII

Chapter 1

Political context of the Country and Observations

Dissolution of the Parliament.....	01
Postponement of the Elections	01
Supreme Court Judgment	02
Legal Framework of Parliamentary Elections 2020	03
Administration of Elections.....	03
Health Guidelines.....	03
Mock Elections	04
Election Expenditure.....	05
Other Observations	05
Unequal Playing field.....	05
Biased Media	06
Lack of opportunities for advance voting	06

Chapter 2

Election Observing Mission of PAFFREL

Preparation to face Covid -19 challenges.....	07
Election Observing	08
Voter Education	08
Election Observation Process of PAFFREL	10
Opportunities for Persons with Disabilities	10
Developing a centralized database and introduce New Mobile Application for reporting	11
Training Programs of PAFFREL.....	11
Health and Safety Measures	13
Deployment.....	14
Complaint Management Unit	15
Social Media Monitoring.....	15
March 12 Movement - Promoting Asset Declarations	16
Code of Conduct for Election Observers	16

Chapter 3

Analysis of Election Data

Pre-Election Period	18
Postal Voting	20
Cooling Period.....	22

Election Day.....	25
Counting Period	27
Post- Election Period	27
Accrued Picture of Parliamentary Election 2020	28
Presidential Election 2019 and Parliamentary Election 2020- Types of Violence.....	28
Parliamentary Elections 2015 and 2020 - Total Violations.....	29
Rejected Votes of the Parliamentary Elections of 2020 and 2015	31
Other Observations.....	31
Facilities for voters with special needs	31
Behavior of Unregulated Media.....	32
Price Discrimination – Election Advertisements	32
Powers of the Election Commission to Regulate Privately-Owned Media during Elections in Sri Lanka	32
Behavior of Social Media	33
Women’s participation and Violations against Women Candidates	34
Political propaganda using religious observances	35
Interventions made by PAFFREL	35

Chapter 4 Recommendations

Appendix

Annex 1 Total Violations reported during Pre – Election Period	40
Annex 2 Total Violations reported during Cooling Period	41
Annex 3 Total Violations reported during the Election Day	42
Annex 4 Total Violations reported during the Post - Election Period	43
Annex 5 List of Political propaganda using religious observances.....	44
Annex 6 List of Partner Organizations	46
Annex 7 List of Donors	47
Annex 8 Expenditure Statement.....	48
Annex 9 Full Result of the Parliamentary Election 2020	50

DESCRIPTIVE NOTE FOR SPECIAL TERMINOLOGIES

The following explanations/notes are used in relation to the Parliamentary Election of 2020.

Pre-Election Period – For this Election, the nominations were called in February and accepted from 16th to 19th March but as the Election was postponed twice, initially fixed for 25th April and again fixed for 20th June and the preferential numbers were announced in June, the Pre-Election period is considered as the period which began from 15th June 2020, and ended at midnight of 3rd August prior to start of the Cooling Day.

Cooling Period – The period which began at midnight on 3rd August 2020 and ended prior to poll open (at 7 a.m. on 5th August 2020). During this period, all the election related campaign activities have to be halted.

Election Day– The period which began at 7am and ended at 5 p.m. on 5th August 2020. (The end time for voting was extended from 4.00 p.m. to 5.00 p.m. to accommodate logistic challenges of Covid-19 pandemic)

Post-Election Period – This is generally about the 2weeks period which began at the end of voting on Election Day (i.e. at 5 p.m. on 5th August 2020) and ended at midnight on 19th August 2020.

Postal Voting – This is a facility available for those employed in the government sector who are expected to work as poll staff and those maintain law and order on the Election Day (i.e. Election Officers, Police and Armed Forces Personnel, etc.) to cast their vote prior to the actual Election Day. For the first time in Election History in Sri Lanka, health staff was also made eligible to apply for Postal voting, as Health staff was deployed at the polling stations.

Postal Voting for Parliamentary Election of 2020 was held on 13th, 14th, 15th 16th and 17th July 2020. Again July 20th and 21st were allocated for voting for those who could not cast their votes during any of the above 5 days at the relevant District Secretariat Office of the voter's work place.

Incident – A single complaint/incident may lead to several violations as classified by PAFFREL in terms of electoral laws and regular laws of the country.

Confirmed incident – A violation that has been reported to PAFFREL and has been recorded with the Complaint Unit and its accuracy has been verified through available, reliable evidence.

Unconfirmed incident– A violation that has been reported to PAFFREL and has been

recorded with the Complaint Unit but its accuracy could not be verified through available evidence.

“Violations Relating to Acts of Violence” Category – This is a main category in the Overall District Summary Sheet maintained and updated on a daily basis by PAFFREL. Violence includes Killings, Grievous Assault, Assaults, Intimidation and Threats, etc. as sub-categories.

“Violations Relating to Abuse of State Power, Resources & Misuse of State Sector Employees” Category – This is a main category in the Overall District Summary Sheet maintained and updated on a daily basis by PAFFREL. For the purpose of reporting on state resource abuse for the Parliamentary Election of 2020, this category will also include data from sub categories such as “Abuse of State Resources for Election Purposes”, “State Sponsored Livelihood Grants & Allowances Manipulated for Election Purposes”, etc.

“Other” Category – This is a main category in the Overall District Summary Sheet maintained and updated on a daily basis by PAFFREL. For the purpose of reporting on ‘Other’ violations for the Parliamentary Election of 2020, this category includes “Giving Incentives with Political Objectives”, “Intimidating Voters”, etc. as sub-categories.

FORWARD

PAFFREL is pleased to present this final report on the Parliamentary Election in Sri Lanka held on 5th August 2020.

The report is a synthesis of accounts by PAFFREL from the reports sent in by our long term, postal vote, stationary, mobile and counting observers, recorded through PAFFREL data base during the run-up to the election, on Election Day and two weeks following the election.

We extend our thanks to the Chairman of the Election Commission Mr. Mahinda Deshapriya for the support and recognition extended to our organization. We are also grateful to the staff of the Election Commission both in the head office and in the District offices for the courtesy and cooperation extended to us.

PAFFREL appreciates the role played by the Election Commission and District Commissioners and the security forces and health authorities for successfully organizing this election in an environment complicated by the need to protect the population from the Covid-19 pandemic. We appreciate the preparation, commitment and dedication of the officials of the Election Commission, District Offices of election and those of the Health department and security forces for ensuring health and safety standards in the polling stations for voters to cast their votes without fear. PAFFREL is pleased to join hands with the Election Commission in its effort to provide Face Masks at the polling stations for those who were in need.

The police was also an integral part of the process and fulfilled their mission remarkably. We thank the Inspector General of Police and his staff all over the country, both in the district offices and polling stations for their cooperation to minimize the violence throughout the Election.

The Election Observation Mission and this report was made possible due to the generous financial assistance of donors who continue to support our election observation, election related work and PAFFREL's work towards promoting good governance and clean politics in the Political spear in Sri Lanka.

PAFFREL recognizes the courage shown by the elderly and the people with health conditions going to the polling stations for voting in fulfilment of their duties as citizens without considering the personal health risk to them, making a voter turnout of 75 percent which is very satisfactory in these circumstances. PAFFREL would also like to commend the political parties, independent groups and majority of candidates for adhering to the Election law and maintaining a satisfactory level of integrity.

We take this opportunity to recall and appreciate the support extended by all our partner organizations at various levels, media organizations, political party leaders and parties, groups, individuals and volunteers, who extended their support and cooperation to PAFFREL.

This parliamentary election is the country's first national polls in two decades for which there was no international observers due to Covid-19 outbreak. We thank all our local observers, which include district and field coordinators, long term, postal, stationary, mobile and counting observers, who volunteered to participate in this important but risky work of election observing. They have been most generous with their time and effort and we greatly appreciate their commitment and dedication. Without this team of dedicated volunteers, election observation would not have been possible.

Finally, the PAFFREL Director Board who provided continuous guidance and the tireless efforts of PAFFREL family need to be appreciated, who worked around the clock for months to make the Observation of Parliamentary Election of 2020 a fruitful exercise.

Rohana Hettiarachchi
Executive Director
People's Action for Free & Fair Elections (PAFFREL)

Executive Summary

Special Election in many ways

The Parliamentary Election held on the 5th August 2020 to elect members for the 9th Parliament of Sri Lanka can be considered as one of the most peaceful Elections in the recent years in Sri Lanka though, some incidents of violence and violations of law prevailed right throughout on the ground at a lower scale. However, the divisive rhetoric online behaviors, contrasted with the relatively peaceful campaign on the ground. There were organized groups online, particularly Face Book, misleading the public with false news, hate speech and misinformation, disinformation and manipulations throughout the election and put strains on democracy. Print and other electronic media both private and state owned were biased towards their preferred candidate and there was no level playing field for candidates.

PAFFREL observed that this Parliamentary Election was unique in several aspects. This is the first Parliamentary election held in Sri Lanka since the Election Commission was institutionalized under the 19th Amendment to the Constitution in October 2015. Also, this is the first instance in which Sri Lankans experienced the holding of a parliamentary election not on the date fixed by the President, but on a subsequent date determined by the Election Commission due to the postponement of the original date fixed by the former. The Election was postponed twice due to the spreading of Covid 19 pandemic. In a situation where the pandemic was not totally disappeared in Sri Lanka, the candidates faced the challenge of continuing the election campaign, adhering not only to the election rules but also to the health guidelines for the Election gazetted by the Ministry of Health.

The pandemic severely effected on the traditional methods of election campaigning and election dynamics. It restricted door-to-door campaigns, pocket meetings and political party rallies happening during pre-election period where candidates convey their direct messages to the voters. As per the Election law, the number of places where candidates could advertise the preferential number was limited. This situation resulted in a problem of popularizing the preferential number of the candidates. Those who had more resources could continuously use electronic, print and social media for campaigning to popularize their preferential numbers as against those who did not have such resources. Given the lack of legal framework to monitor and control campaign finance by political parties and private campaigners, the playing field is heavily biased towards affluent candidates.

PAFFREL observers found the postal voting process to be peaceful and orderly. However, those who were under compulsory quarantine period due to Covid – 19 pandemic could not exercise their vote due to shortcomings of the prevailing election law, although there was an effort by the Election commission. PAFFREL would like to recommend addressing the lack of legal framework and alternative voting procedures for sectors which are currently disenfranchised; migrant workforce, inmates of hospitals and remand prisons, security services in the private sector and those who are required to man essential services on Election Day, diplomatic personnel and those who are temporary domicile abroad.

Beside those draw backs, there were proactive efforts of the electoral machinery to ensure a free and fair election to uphold democracy. Election Commission within its powers issued several rulings to media institutes to stop their bias propaganda and also to stop abuse of state resources and government staff in favor of political parties and thereby demonstrated to bring some level of fair play and independence. There was a good collaboration between the Election Commission, the Department of Police and the Election Observing Organizations.

Monitoring effort

PAFFREL deployed 5000 observers (Long Term, Stationary, Postal voting, Mobile services and counting) on the ground, maintaining fair monitoring presence and acting proactively to curb violence and deterring violations. Among 3040 Stationary Observers more than 55% were females and 51% were youth (below 35 years). More than 260 mobile vehicle teams were deployed on the Election Day to monitor the Election Day activities in the polling stations and on the ground. Another 13 special mobile teams from National Level in 13 vehicles carrying out monitoring of the Election Day in selected risk areas increasing the presence of observers. PAFFREL for the second time mounted a special professional operation through Hashtag Generation observed social media platforms in all three languages and operations began from 15th June. PAFFREL also facilitated, led and coordinated press statements on key election issues with other Election monitoring organizations. Two joint statements and 5 Press Releases and Press Conferences comprehensively dealing with elections in Covid -19 situation were issued.

PAFFREL for the first time used a mobile Application for the Election Observers to send their regular reports on Election Monitoring to a centrally operated Database which digitalized PAFFREL's Election Observation and reporting process.

On the political plane, the contest was predominantly between the two main political parties. The highest number of violations were reported during the Pre-Election Period in the Eastern Province and in the Batticaloa District. "Carrying out Illegal Election Propaganda" was the most reported violation type during the Pre-Election period. Although it is less compare to previous elections, the abuse of State Resources during Pre- Election period should also be highlighted. Use of government aid for political gains, was the main violation. Spread of misleading information and hate speech via social media during the period puts strains on democracy.

Though the day of Elections ended with no major incident leading to affect the end result of the Election, serious illegal incidents such as vehicle possessions by leading politicians and entering into the premises of the polling stations with supporters, and several incidents of voter impersonation had been reported with several minor incidents. The Post-Election period was notably calm compare to past elections in Sri Lanka, without any major incident reported.

Among polling stations observed by PAFFREL, 14% observers posed accessibility challenges to persons with disability (PWD), especially wheelchair-bound and elderly voters. PAFFREL recommends to the EC, relevant government agencies, and electoral stakeholders including civil society organizations to pay required attention to creating a more enabling environment for particularly elderly voters and PWDs.

PAFFREL recommends more powers to the EC in order to be able to hold media accountable, and make available user friendly facilities for the visually impaired and differently able persons to cast their votes; an advance voting system for all those unable to cast their vote on election day due to essential duties, honor the voting rights of Sri Lankan migrant workers and diplomatic personnel and several others in situations of crisis and for those who are denied mobility due to various grounds.

In addition PAFFREL advocates to introduce laws to regulate and limit campaign finance; a more effective Electoral Dispute Resolution and Mitigation Unit; limit the number of candidates, and new laws on registration of political parties to keep out those who are not genuinely interested on contesting the election.

Democracy, in its true spirit, demands equal opportunities for all parties.

Introduction

Sri Lanka held its eighth Parliamentary Election under the 1978 Constitution on August 5, 2020. SLPP received 6,853,693 votes (59.09%) secured 145 seats including 17 from National list and won the Elections, where its main opponent SJB received 2 771 984 votes (23.90%) secured 54 seats including 7 from National list showing clear majority for SLPP in the new parliament. (See page 7 for the complete results.)

This Election was the first Parliamentary Election held under the 19th Amendment which gave authority to the Independent Election Commission to conduct the Election, which held under the strict health guidelines amidst Covid- 19 pandemic. After accepting nominations from March 12 to March 19 at the respective District Secretariats, the Election date was postponed twice due to Covid-19 outbreak in Sri Lanka.

According to the Election Commission 16,263,885 registered electors voters, 31.95% of whom were young electors voters, were able to exercise their franchise in 12,984 Polling Stations Island wide.

A total of 7,452 candidates contested from recognized political parties and independent groups at the 2020 Parliamentary Election. Among them, 3,652 candidates contested from 40 political parties, while 3800 represented 313 independent groups. The largest group of contestants was from Colombo district with 16 registered political parties (352 candidates) and 26 independent groups (572 candidates) totaling to 924 contestants. This was followed by Gampaha District with 693 candidates while Digamadulla came third with 530 candidates and it had 34 Independent groups contested, which was the highest number from all districts. The voter turnout was over 75.89%, which is very satisfactory under the covid-19 situation. When it comes to Parliamentary Elections, the turnout had never passed 78% in the last 20 years and therefore, the turn out despite the Covid-19 outbreak demonstrated the keen interest and commitment to voter participation of the Sri Lankan people. However, of the votes cast, 744 373 (6.03%) votes were rejected at the counting, which is noted as highest number of rejected votes in the recent Election history of Sri Lanka.

The Election was concluded peacefully without any major incident of violence or major violation of election law on Election Day which could have influenced the final result of the election. This is a continuation of a positive trend in the conduct of elections and in the strict implementation of election laws.

This Election was significant in that it was conducted in the shadow of the Covid-19 pandemic which resulted in the postponement of the election on two occasions, and restricted election rallies, door to door campaigns and running of the election campaign offices. As per the Election law, the number of places for candidates where they could advertise the preferential number was limited. In this context the restrictions on campaigning due to the

Covid health regulations resulted in a problem of popularizing the preferential number of the candidates. Those who had more resources could continuously use electronic, print and social media for campaigning to popularize their preferential numbers as against those who did not have such resources. This created an unequal playing field for candidates.

As Sri Lanka doesn't exercise advance voting facilities, those who were under compulsory quarantine period due to Covid - 19 pandemic could not exercise their vote due to shortcomings of the prevailing election law, although there was an effort by the Election commission.

Beside those draw backs, there were proactive efforts of the electoral machinery to ensure a free and fair election to uphold democracy. Election Commission within its powers issued several rulings to media institutes to stop their bias propaganda and also to stop abuse of state resources and government staff in favor of political parties and thereby demonstrated to bring some level of fair play and independence. There was a good collaboration between the Election Commission, the Department of Police and the Election Observing Organizations.

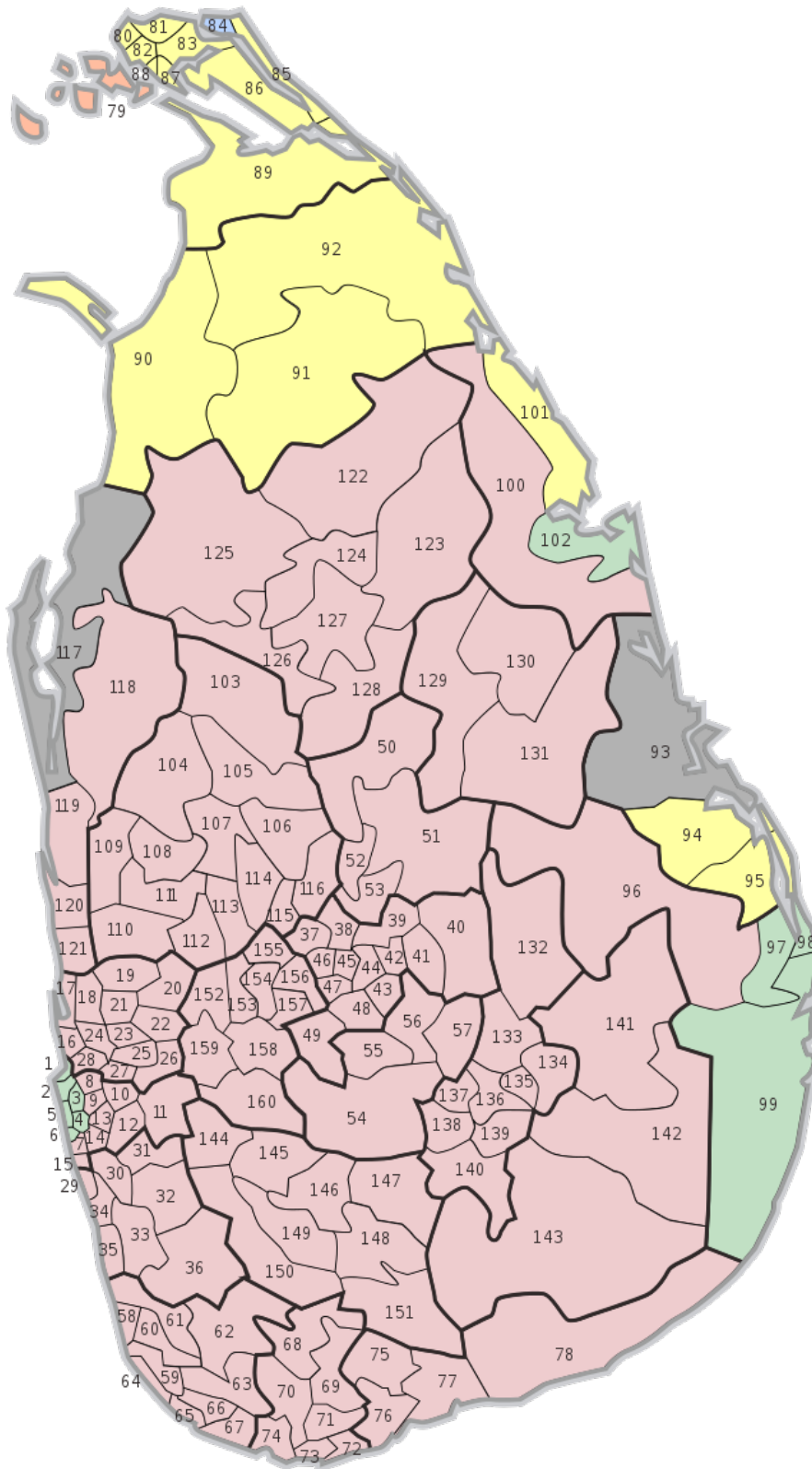
PAFFREL appreciates the role played by the Election Commission and District Commissioners and the security forces and health authorities for successfully organizing these elections in an environment complicated by the need to protect the population from the Covid-19 pandemic. We appreciate the preparation, commitment and dedication of the officials of the Election Commission, District Offices of election and those of the Health department and security forces for ensuring health and safety standards in the polling stations for voters to cast their votes without fear. All polling stations had made arrangements for following the health guidelines, keeping physical distances, providing hand washing facilities and hand sanitization while entering and exiting polling stations. Face masks had been provided for those who came to vote without wearing a face mask.

PAFFREL recognizes the courage shown by the elderly and the people with health conditions going to the polling stations for voting in fulfilment of their duties as citizens without considering the personal health risk to them. The voter turnout of 75.89% was satisfactory in these circumstances. PAFFREL would also like to commend the political parties, independent groups and majority of candidates for adhering to the Election law and maintaining a satisfactory level of integrity.

At the end, SLPP received 6,853,693 votes (59.09%) secured 145 seats including 17 from National list, where its main opponent SJB received 2,771,984 votes (23.90%) secured 54 seats including 7 from National list showing clear majority in the new parliament. The other political parties such as ITAK received 327,168 votes (2.82%) secured 10 seats with 1 from the National list, JJB received 445,958 (3.84%) secured 3 with 1 from the national list and EPDP received 61,464 votes (0.53%) secured 2. Several other political parties received 1 seat each.

Polling Divisions Won by

- Sri Lanka Podujana Peramuna (SLPP)
 - Samagi Jana Balawegaya (SJB)
 - Illankai Tamil Arasu Kadchi (ITAK)
- Ealam People's Democratic Party (EPDP)
 - Sri Lanka Freedom Party (SLFP)
 - Other parties



Final Results

Name of political party	Total number of votes	%	District basis seats	National basis seats	Total
Sri Lanka Podujana Peramuna	6,853,693	59.09	128	17	145
Samagi Jana Balawegaya	2,771,984	23.90	47	7	54
Illankai Tamil Arasu Kadchi	327,168	2.82	9	1	10
Jathika Jana Balawegaya	445,958	3.84	2	1	3
Ealam People's Democratic Party	61,464	0.53	2	0	2
Ahila Ilankai Thamil Congress	67,766	0.58	1	1	2
Thamil Makkal Viduthalai Pulikal	67,692	0.58	1	0	1
Sri Lanka Freedom Party	66,579	0.57	1	0	1
Muslim National Alliance	55,981	0.48	1	0	1
Thamil Makkal Thesiya Kuttani	51,301	0.44	1	0	1
All Ceylon Makkal Congress	43,319	0.37	1	0	1
National Congress	39,272	0.34	1	0	1
Sri Lanka Muslim Congress	34,428	0.30	1	0	1
United National Party	249,435	2.15	0	1	1
Our Power of People Party	67,758	0.58	0	1	1
Registered No. of Electors	16,263,885				
Total Polled	12,343,392	75.89%			
Total Valid Votes	11,598,923				
Rejected Votes	744,373	6.03%	(Rejected Votes / Total Polls)		

Political context of the Country and Observations

Dissolution of the Parliament

President Gotabaya Rajapaksa through powers vested on him under article 70 of the Constitution and in pursuance of the provisions of the Parliamentary Elections Act No. 1 of 1981, dissolved the Parliament at mid night of 3rd March 2020 and called for a fresh parliamentary poll six months ahead of the schedule. Accordingly the 2020 General Election was scheduled to be held on the 25th of April. Accordingly, the acceptance of nominations was taken place between 12th of March to the 19th of March. Nominations were accepted at 22 District Secretariats. The ninth Parliament was supposed to be convened on the 14th May 2020. A total of 16,263,885 persons were eligible to vote at the Parliamentary Election. A total of 196 MPs to be elected to Parliament from 22 electoral districts while 29 persons to receive entry to the Legislature through the National List. Compared to 2015 elections, Galle and Matara districts lost one member each, while Badulla and Moneragala districts were given one seat each. There were altogether 7,452 candidates including 3,800 candidates representing political parties and balance from the independent groups that were scheduled to contest the General Election.

Under the country's proportional representation system of elections,

candidates representing political parties and independent groups competed for parliament by seeking votes against their individual number in the candidate list. The number of candidates differed from district to district in all the 22 electoral districts. The voters could vote for three candidates after marking their vote for the party symbol of their choice.

Two separate entities contested this year's election from the United National Party, which last contested the Parliamentary Election in 2015. They were the United National Party led by Ranil Wickramasinghe and the Samagi Jana Balawegaya led by Sajith Premadasa. Meanwhile, the group that contested under the banner of the United People's Freedom Alliance at the last Parliamentary Election in 2015, contested under the Sri Lanka Podujana Peramuna and Sri Lanka Freedom Party in certain districts. A group of members from the People's Liberation Front, locally known as the JVP contested the election as the Jathika Jana Balawagaya (National People's Power Alliance).

Postponement of the Elections

On March 19th the National Election Commission decided to postpone the Parliamentary Election scheduled for 25th April. National Election Commission

Chairman Mahinda Deshapriya announced on the 19th of March that the election couldn't be held on schedule as a result of the spread of Covid 19 situation in the country as the environment was not conducive to hold an election and the fresh date to be dependent on the virus and how far it would be contained.

Thereafter, the Chairman of Election Commission, sent letters to the Secretary to the President under the title 'Parliamentary Election 2020 and Date of Summoning of the New Parliament' dated 31.3.2020 and 01.04.2020, urging the President to consult the Supreme Court on issues over holding the general election and date of summoning of the new parliament. However, the Secretary to the President wrote back to the Chairman, Election Commission that the date for fixing the Parliamentary Election is the responsibility of the Election Commission and therefore, the question of reference to the Supreme Court in terms of Article 129 of the Constitution does not arise. In this background, Election Commission re-fixed the elections for 20th June and issued the Gazette notification.

Supreme Court Judgment

Meanwhile, 8 parties went to the Supreme Court challenging the Election Commission's decision to hold polls on 20th June. Further there was a clash over holding poll between the Government and the Opposition. Further the opposition emphasized the need to reconvene Parliament in the face of a national crisis, and also on the issues of accountability and also to avoid constitutional crisis.

On 11th May Supreme Court decided to support the FR petitions filed challenging

the date for General Elections. The case was heard from 18th May to 1st of June. Early in the hearings, the Elections Commission informed the court that it cannot hold the poll on 20th June 2020 as the Commission needed more time to organize the conduct of Election. With this announcement, two cases were withdrawn and hearing of 6 cases continued. On the 2nd of June, after hearing to the submissions of both sides, the Supreme Court of Sri Lanka refused leave to proceed for all 6 Fundamental Rights petitions, which challenged the dissolution of Parliament and the holding of fresh elections on 20th June 2020. The decision was unanimous by the five-judge bench and dismissed all applications.

The move allowed Sri Lanka's Elections Commission to set a date for parliamentary polls. Later, Chairman Mahinda Deshapriya said that he needed 60 to 70 days to prepare for the poll because of the guidelines given to him by the health authorities due to the COVID 19 pandemic. By the Gazette notification No. 2179/17 - Wednesday June 10, 2020, the Election Commission notified that the Parliamentary Election for 2020 will be held on 05th August, 2020. By the Gazette notification No. 2179/7 of June 09, 2020 of the Election Commission announced the preferential numbers of the candidates for the Parliamentary Election for 2020. On the guidance of Ministry of Health, Election Commission recommended no major rallies or meetings to be held during campaign period and the maximum number of people to be participated in a rally was decided as 100.

Legal Framework of Parliamentary Elections 2020

This was the second Parliamentary Election conducted under the mandate of the Election Commission of Sri Lanka which was reconfigured as an independent commission by the Nineteenth Amendment to the Constitution of Sri Lanka in May 2015. The Election Commission was first established by the Seventeenth Amendment to the Constitution in October 2001, however, the institutional framework for an independent Election Commission with wide-ranging powers of conducting and managing elections did not exist at the time.

Orders connected to the Parliamentary Election were issued by the Election Commission through Extraordinary Gazette Notifications. The date for accepting nominations was set for 12th to 19th March, 2020 and the date for holding the election was declared as April 25, 2020. Decisions of the dates for nominations and the election were taken by the Election Commission in accordance with the powers vested in it through the provisions of the Constitution of Sri Lanka and the Parliamentary Elections (Amendment) Act No. 58 of 2009, an Act to amend the Parliamentary Elections Act, No 1 of 1981. The Electoral Registry for 2019 was used for the Parliamentary Election in line with the aforementioned laws and regulations. Under the Registry, the total number of 16,263,885 registered voters, 31.95% of whom were young voters (below 35 yrs.), were able to exercise their franchise and 46 recognized political parties contested the parliamentary election.

Administration of Elections

As the Election had to be conducted, while the Pandemic has not totally disappeared, following main challenges were identified of conducting the Election:

- Limited space in the Polling Centers
- Large number of people gathering in the counting centers
- Safety and protection of the Government Officials on Election duty
- Distribution of official Poling Cards to 6,200,000 house holds
- Distribution of Policy Statements of the political parties to households
- Maintain Social Distance in all work to be done related to Elections
- On this background Approximately 82,000 security personnel and more than 60,000 health officials were deployed during the Election Day.

Health Guidelines

In order to conduct the elections without compromising public health and ensure safety, the Ministry of Health and Indigenous Medical Services under section 2 and 3 of the Quarantine and Prevention of Diseases Ordinance (Chapter 222), issued the “Health guidelines for conducting the Elections amidst the COVID-19 outbreak” on 3 June 2020.

The document contained special health measures to be adopted during any election, to protect the general public, election staff and other persons involved in election from possible COVID-19 infection. The guidelines provided specific settings for all stages of the elections, including the campaign period, voting, counting and post-election activities covering the areas of organizing meetings,

house to house canvassing, candidates' office and the conduct of the Poll on the Election Day.

Although the health guidelines were issued, the Election Observing Groups, the Election Commission and also the Unions of the Health Sector expressed concerns over the non-issuance of a gazette containing the health guidelines, which prevented health officials from carrying out their duties, as the health guidelines on COVID-19 were not legally binding. PAFFREL demanded from the Government in writing to gazette the health guidelines without delay.

The Extraordinary Gazette notification with health guidelines for the Parliamentary Election was issued on the 17th of July, only a few weeks prior to the election date of 5 August 2020. COVID-19 (Elections) Regulations was prepared by the Minister of Health and Indigenous Medical Services under section 2 and 3 of the Quarantine and Prevention of Diseases Ordinance (Chapter 222). The gazette contained guidelines that should be adhered to by the political parties, their supporters, election candidates and voters during the election period.

Mock Elections

As part of the preparation and mitigating the challenges of Covid – 19 challenges, the Election Commission held a series of Mock Polls Island wide to familiarize both voters and officials on the health guidelines to be followed at polling stations in the head of the Elections. The Executive Director of PAFFREL and other representatives from other Election Observation Groups participated in the Mock Elections as voters to learn the process and provide inputs on

the conduct of the Elections during the pandemic. These mock polls helped the Election Commission to assess the best practices to the implementation of the Health Guidelines.



In these Mock elections Voters wore face masks, stood 1m (3ft) apart in queues and brought their own pens and pencils to mark ballot papers. Officials were protected by plastic screens or face shields, and sprayed disinfectants on voters. It was designed to get voters used to the new system and see if extra voting time was needed. There were a lot of voluntarism from the public to participate in the Mock Elections as voters and they were seen in wearing face masks, without external guidance. The Election Commission should be commended for its preparation to make voters confident to go to the polling station to vote without fear on spreading of Covid-19.

Election Expenditure

In line with adhering to the Health Guidelines in conducting the Election, protecting public health and safety required more resources. The Election Commission estimated closer to LKR 8.5 billion compared to LKR 7 billion initially planned in February because of the extra precautionary measures in place to ensure a safe and secure voting process. According to the Chairman of the Election Commission, the Parliamentary Election of 2020, was the most expensive Election so far, due to the expenditure incurred for extra precautionary measures in place to ensure a safe and secure voting process following health guidelines. Unconfirmed sources revealed that Sri Lanka's Treasury Department has issued LKR 8.5 billion to the Election Commission to cover the cost of the Parliamentary Election.

(<https://economynext.com/candidates-spend-rs-2-2-bn-over-sri-lankas-polls-campaign-period>). The increase of expenditure for the Parliamentary Election 2020 was justified by the importance of the task.

Further, the increased number of political parties and Independent groups contesting and the increased number of candidates and also the usual time allocated for the purpose of voting from 7.00 a.m. to 4.00 p.m. on Election Day was extended by an extra one hour to 5.00 p.m. may have contributed to the increase.

Other Observations Unequal Playing field

Apart from the above logistical constraints, physical distance measures during the pandemic severely effected on the traditional methods of election campaigning and election

dynamics. In a parliamentary election where citizens elect their representatives to the legislature, it is vital that candidates interact with the voters for their campaign. Accordingly, door-to-door campaigns, pocket meetings and political party rallies happening during pre-election period are important parts of the Sri Lankan political culture where candidates convey their direct messages to the voters, which couldn't take place during this election. More importantly in a parliamentary election that citizens elect their representatives to the legislature, it is crucial the candidates interact with the voters for their campaign. Therefore, physical distance measures during the pandemic severely affected on the traditional methods of election campaigning and election dynamics.

As per the Election law, the number of places for candidates where they could advertise the preferential number was limited. In this context the restrictions on campaigning due to the Covid health regulations resulted in a problem of popularizing the preferential number of the candidates. Those who had more resources were able to continuously use electronic, print and social media for campaigning to popularize their preferential numbers as against those who did not have such resources. This created an unequal playing field and highlights the need for campaign finance laws, which are important to ensure a level playing field for all candidates.

According to Newswire, the top 10 spenders on Facebook advertising for the Parliamentary Election as of 26 July (May 2020 to 26 July) are as follows: (<http://www.newswire.lk/2020/07/28/sri-lanka-candidates-spent-us-303610-for-facebook-advertising-top-10-spenders/>)

Page name	Disclaimer	Amount Spent (US \$)
Sajith Premadasa	Sajith Premadasa	13,152
Angajan Ramanathan	Angajan Ramanathan	11,319
Kanishka Senanayake	Kanishka Senanayake	9,677
Vernon Gunaratne	Kalupathirannahelage Lakmali Sanjeevani Gunaratne	8,240
Harsha De Silva	Harsha De Silva	7,090
Sunethra Samarakoon	Sunethra Samarakoon	7,002
Wijedasa Rajapakshe	Wijedasa Rajapakshe	5,531
Rajaputhra Weerasinghe	Hashantha Hemachandra	4,750
Nipuna Ranawaka	Nipuna Ranawaka	4,557
Anura Fernando	Indika Jayalath (In Sinhala letters)	4,347

Biased media

The impact created by the media and particularly social media during this election was very critical. The Election Laws of Sri Lanka clearly describe the role and the responsibilities of media institutions during an election. In addition to these laws, the Election Commission gave clear guidelines to all media institutions, government and private on their tasks and responsibilities during this election. Despite all these efforts, media institutions violated the laws, rules and regulations, and guidelines throughout the election. Partiality of most print media institutions was obvious and hence a level playing field denied to other candidates and the voters were misled. Electronic media too were guilty of bias toward their favored candidate to the detriment of others. More controls over media by the Election Commission is essential for unbiased political reporting for media institutions.

Lack of opportunities for Advance voting

The Covid – 19 pandemic forced the election authorities to set an advance polling day for those under quarantine, which Election Commission tried their best to fix for this election. However, due to the prevailing Election Law doesn't allow facilitating advance voting without making few revisions to the law, the attempt of the Election Commission failed. PAFFREL would like to appreciate the efforts by the Election Commission to introduce Advance voting for the people under quarantine. This highlighted the importance of drafting laws to provide for advance voting. Such laws will also need to facilitate several other groups to enjoy the right to vote, including those who work or domiciled abroad and those who are employed in the essential services on the Election Day by providing them with the opportunity to vote in advance.

This should be a concern as the democratic rights of all citizens to vote is being violated and also that the number that is not accommodated is significant, their absence can have an impact on the ultimate results of some elections.

Election Observing Mission of PAFFREL

Since its' formation in 1987, PAFFREL has contributed observing all parliamentary elections as the first citizen based election watch in Sri Lanka. The first and foremost objective of PAFFREL is to safeguard the universal suffrage which is the most important weapon in the hands of general public to ensure the representative democracy in the country.

It is a globally accepted fact that electoral processes can benefit from an independent and impartial assessment made by observers. PAFFREL and the Election Commission of Sri Lanka recognize that election observation can play an important role in promoting transparency and accountability, as well as enhancing public confidence in an electoral process. Deploying observers demonstrably supports democratic processes and can assist to the Election Commission in their stated aim to conduct genuinely democratic elections in line with all national and international standards. In this background PAFFREL deployed about 5000 independent observers for the Parliamentary Election 2020.

Preparation to face Covid -19 challenges

Given the circumstances of restricted mobility and social distance practices, PAFFREL had to adopt various steps to prepare for observing Elections.

PAFEREL had to increase the number of training workshops limiting the number of trainees for each workshop, to maintain social distancing. It adhered to the health and safety guidelines issued under Covid – 19 pandemic. Accordingly, PAFFREL

- (i) Temporary hired an extra office premises for 1 ½ months and re-established the essential election monitoring work immediately, while maintaining health standards and physical distancing.
- (ii) Temporary hired a boarding place (again for 1 ½ months) in the extra office premises and provided accommodation to the staff, who stayed in different private places and used different venues for food supply and avoided exhausting to various locations and places.
- (iii) PAFFREL also hired vehicles for the specific period, instead of using day today taxis, which otherwise changed for every tour/ day
- (iv) Purchased bulk of Masks, hand sanitizers and dis-infecting liquids for the PAFFREL Staff and Observers and disinfected office premises in the regular intervals
- (v) Purchased sufficient number of thermo meters for the training programs all over Sri Lanka
- (vi) Printed a Booklet and a Check List providing Health Guidelines to be

used by all Stakeholders including the politicians, which can be followed during their campaigns.

- (vii) Special pledge was drafted in consultation with other Election Observing Organizations for the Observers, including following health guidelines.
- (viii) Health guidelines were included and discussed in all training programs and emphasized the strict compliance.
- (ix) Selection criteria of Observers was revised taking into consideration the risk factors for elderly and those who were with pre health conditions.

Election Observing

The election observing exercise of PAFFREL comprised of two principal interventions; one was voter education and awareness and the other was election observing. The objective of voter education is to provide voters with information and knowledge that will help them to assess candidates in a rational manner so that their choice is informed and devoid of extraneous considerations. It included also the technical aspects of marking the ballot validly. The act of observing elections is understood to act as a deterrent to violence and violations and also allows citizens' participation in the election process. The overall objective is to make the election environment more transparent, fair and secure and contribute to a credible Parliamentary Election of 2020.

Voter Education

PAFFREL's electoral effort is not limited to the election period, but is a round the clock involvement throughout the year. PAFFREL focuses on the registration of voters and

voter education during pre-election periods, improved public understanding of principles of good governance and the election of candidates. Information to voters regarding voters' rights and obligations, procedures relating to registration, use of polling cards, voter identification, criteria for choosing a candidate and casting the vote were made available to the public through booklets, pamphlets, posters and hand bills—both in Sinhala and Tamil. A country-wide media campaign was also mounted using the electronic media. Voter education is vital for first time young voters. PAFFREL has a dedicated program focusing on community participation in good governance efforts, a key element of which is the election of candidates who uphold these values.

PAFFREL trained 50 voter educators to cover the most isolated districts and polling areas that generally register more incidents of election related violence and violations and have a relatively low turnout, too. Voter educators were drawn from the Civil Society Organizations on a voluntary basis and there was a positive response from youth and others. Wherever possible, PAFFREL selected trainers from communities with high concentrations of minorities.





සර්වමුඛ මැතිවරණය 2020

COVID 19 පරදා ප්‍රජාතන්ත්‍රවාදය ජයගනිමු

එක්ද පොළට ගොමිදි,

- නිල එක්ද ලේඛන පවුලකට රැකෙන සේවා (2019 එක්ද සේවාවේ සේවයට සහභාගී වූ) සහ එක්ද ලේඛන පවුලකට සේවයට සහභාගී වූ සේවකයන් සඳහා සේවයට සහභාගී වීමට අවස්ථාවක් සලසා දීම.
- විදේශ භාෂණිකයන් රැකෙන සේවා (විදේශ භාෂණිකයන් සඳහා සේවයට සහභාගී වූ) සහ විදේශ භාෂණිකයන් සඳහා සේවයට සහභාගී වීමට අවස්ථාවක් සලසා දීම.
- එක්ද සලකුණු සිරිමට සාමාජිකයින් සඳහා සේවයට සහභාගී වීමට අවස්ථාවක් සලසා දීම.
- දහවසන දා කිසිවක් රැකෙන සේවයක්.
- මුඛ ආවරණයන් පලදීම.
- එක්ද පොළේ සෑම විටම ජීවිතය පරිහරණය කිරීම.
- එක්ද ලේඛන දී සෑම දිනකම එක්ද මිනිසුන්ගෙන් පිට වීම.

සෑම විටම සෞඛ්‍ය පිළිවෙත් පිළිපදින්න

වගකීම් සහිත එක්ද දායකයෙකු ලෙස කොටසක් භාගී කරන්න

පාර්ලිමේන්තු මැතිවරණ 2020

COVID 19 ඉරිදි පුනරාවර්තය බෙල්ලෝම

ආරක්ෂිත තොරතුරු සැපයීම

- පුනරාවර්තය සඳහා ආයතන සමස්ත පුනරාවර්තය (2019 ආයතන පුනරාවර්තය සඳහා සේවයට සහභාගී වූ) සහ එක්ද ලේඛන පවුලකට සේවයට සහභාගී වීමට අවස්ථාවක් සලසා දීම.
- විදේශ භාෂණිකයන් රැකෙන සේවා (විදේශ භාෂණිකයන් සඳහා සේවයට සහභාගී වූ) සහ විදේශ භාෂණිකයන් සඳහා සේවයට සහභාගී වීමට අවස්ථාවක් සලසා දීම.
- එක්ද සලකුණු සිරිමට සාමාජිකයින් සඳහා සේවයට සහභාගී වීමට අවස්ථාවක් සලසා දීම.
- දහවසන දා කිසිවක් රැකෙන සේවයක්.
- මුඛ ආවරණයන් පලදීම.
- එක්ද පොළේ සෑම විටම ජීවිතය පරිහරණය කිරීම.
- එක්ද ලේඛන දී සෑම දිනකම එක්ද මිනිසුන්ගෙන් පිට වීම.

පාර්ලිමේන්තු මැතිවරණ 2020

COVID 19 ඉරිදි පුනරාවර්තය බෙල්ලෝම

ආරක්ෂිත තොරතුරු සැපයීම

- පුනරාවර්තය සඳහා ආයතන සමස්ත පුනරාවර්තය (2019 ආයතන පුනරාවර්තය සඳහා සේවයට සහභාගී වූ) සහ එක්ද ලේඛන පවුලකට සේවයට සහභාගී වීමට අවස්ථාවක් සලසා දීම.
- විදේශ භාෂණිකයන් රැකෙන සේවා (විදේශ භාෂණිකයන් සඳහා සේවයට සහභාගී වූ) සහ විදේශ භාෂණිකයන් සඳහා සේවයට සහභාගී වීමට අවස්ථාවක් සලසා දීම.
- එක්ද සලකුණු සිරිමට සාමාජිකයින් සඳහා සේවයට සහභාගී වීමට අවස්ථාවක් සලසා දීම.
- දහවසන දා කිසිවක් රැකෙන සේවයක්.
- මුඛ ආවරණයන් පලදීම.
- එක්ද පොළේ සෑම විටම ජීවිතය පරිහරණය කිරීම.
- එක්ද ලේඛන දී සෑම දිනකම එක්ද මිනිසුන්ගෙන් පිට වීම.

පාර්ලිමේන්තු මැතිවරණ 2020

COVID 19 ඉරිදි පුනරාවර්තය බෙල්ලෝම

ආරක්ෂිත තොරතුරු සැපයීම

- පුනරාවර්තය සඳහා ආයතන සමස්ත පුනරාවර්තය (2019 ආයතන පුනරාවර්තය සඳහා සේවයට සහභාගී වූ) සහ එක්ද ලේඛන පවුලකට සේවයට සහභාගී වීමට අවස්ථාවක් සලසා දීම.
- විදේශ භාෂණිකයන් රැකෙන සේවා (විදේශ භාෂණිකයන් සඳහා සේවයට සහභාගී වූ) සහ විදේශ භාෂණිකයන් සඳහා සේවයට සහභාගී වීමට අවස්ථාවක් සලසා දීම.
- එක්ද සලකුණු සිරිමට සාමාජිකයින් සඳහා සේවයට සහභාගී වීමට අවස්ථාවක් සලසා දීම.
- දහවසන දා කිසිවක් රැකෙන සේවයක්.
- මුඛ ආවරණයන් පලදීම.
- එක්ද පොළේ සෑම විටම ජීවිතය පරිහරණය කිරීම.
- එක්ද ලේඛන දී සෑම දිනකම එක්ද මිනිසුන්ගෙන් පිට වීම.

PARLIAMENTARY ELECTION 2020

Defeat Covid and Uphold Democracy

When going to the polling station

- Carry the official notice for voting received by post. (Even without the official notice, you can still cast your vote, if your name is in the 2019 Electoral list, by proving your identity. More information on this can be had from the official website of the Election Commission.)
- Carry a Valid Identity Card (The National Identity card, a valid Passport, valid Driving license, Government Pensioners' Identity Card, Elders' Identity Card issued by the Department of Social Services, Bikkia/Priest Identity Card, the letter issued by the Department of Registration of Persons containing the National Identity Card for Parliamentary Election 2020, Temporary Identity Card issued by the Election Commission through Grama Niladhari or the Estate Superintendent.)
- Carry a ballpoint pen, black or blue to mark the ballot.
- Avoid carrying anything unnecessary
- Wear a face mask.
- Always keep a distance of one meter at the polling station.
- Leave the polling station no sooner than you have cast your vote.

Always follow the health guidelines.

Cast your vote boldly as a responsible voter.

Radio and Television for its voter education programs.

From 16th June to 4th August, Executive Director of PAFREL has conveyed messages to voters in 74 instances via 56 times in Electronic media in all channels, 32 times in Radio and 10 times in print media. This is in addition to daily voice cuts given to media, almost every day during pre-election period. Among them there were several highlights on important issues related to conduct of elections. 4 Press Conferences were held and 4 Press Releases were issued highlighting important current issues related to the governance and conduct of Elections before 5th August.



- ..Attachment\25.06.2020 Sirasa Tv News 7 pm Press conference.mp4
- ..Attachment\15.07.2020 Rupawahini News 8pm.mp4
- ..Attachment\17.07.2020 Supreme Tv Interview.mp4
- ..Attachment\19.07.2020 Rupawahini News 8.mp4
- ..Attachment\22.07.2020 Suwaranawahini News 6.55.mp4

Given the circumstances of restricted mobility and social distance practices, PAFREL had to widely use social media,

..\Attachment\27.07.2020 ITN NEWS PRESS.mp4
 ..\Attachment\31.07.2020 Derana Big Focuce.mp4
 ..\Attachment\03.08.2020 Siyatha Press.mp4
 ..\Attachment\05.08.2020 HIRU NEWS.mp4

Election Observation Process of PAFFREL


PAFFREL took several steps to maintain a large scale election observation program, which commenced from the point when the General Election was announced. This program consisted of five parts, the Pre-Election monitoring process, cooling period, Election Day monitoring process, Counting Centers and Post- Election monitoring process. During Pre – Election period, the conduct of Postal votes was also observed. During Pre-Election Monitoring Process PAFFREL worked with number of district level organizations in order to coordinate and carry out the pre-election monitoring process.

PAFFREL deployed around 5000 Election Observers under following categories and provided necessary training and guidance in advance. Among them there were 319 Long Term Observers, 3040 Stationary observers, 840 Postal Observers, 260 mobile vehicles with 1100 Observers, 217 Vote Counting Observers, 25 District Coordinators and 25 Field Coordinators.

Opportunities for Persons with Disabilities

For several years, PAFFREL had been able to provide opportunities for Persons with Disabilities to join the Election Observation Process and become Observers both at the PAFFREL head office and in the districts and this year PAFFREL continued the same.

Long term observers (LTOs) consisted of journalists and other professionals and placed in every divisional secretariat from the month of June to observe the pre- election period and to report on the violations. The Stationary Monitors, some of them who also acted as observing the Postal voting and the counting were trained separately and deployed as per their task. There were separate training for mobile observers, field coordinators and district coordinators. During all these training programs, they were given sufficient knowledge and trained on election laws and other laws related to the election and are instructed on how to record violations and related incidents methodically and report. Health guidelines were included and discussed in detail in all training programs. A hand book and an Information book for the parliamentary election 2020 were prepared and given to Observers with all basic information and contact details related to this election.



Developing a centralized database and introduce New Mobile Application for reporting

During May, after lifting the curfew in Colombo, PASS Asia (Pvt) Ltd., together with PAFFREL staff finalized the Data Base which was designed before March, which digitalized PAFFREL's Election Observation and Reporting process. This customized Data Base for PAFFREL election observer reporting was developed using open source existing mobile data collection platform developed by Harvard University and other international humanitarian organizations, which called 'kobo toolbox software system'.

For the presidential election on 2019 stationary observer reports were gathered using the NDI election observer database and the observer questioners was changed accordingly from open ended to closed ended questions on selected forms. But on the SL Parliamentary election all the reporting forms were reviewed and updated accordingly , this includes Special incident form, Long term observer summary report , Postal observer report, mobile team opening report, mobile team polling center summary reports, mobile observer closing report and stationary observer report. Thus almost all PAFFREL observers, excluding the district complaint unit observers and the counting observers reported through the database and the data was analyzed and the reports were generated via using the database.

Because of the digitalized data gathering, automatic report generation, real-time - accurate information was available during the Election Day for PAFFREL media statements.

LTOs have tried out the mobile application started sending information through the Application and Data base has commenced functioning from mid- June.

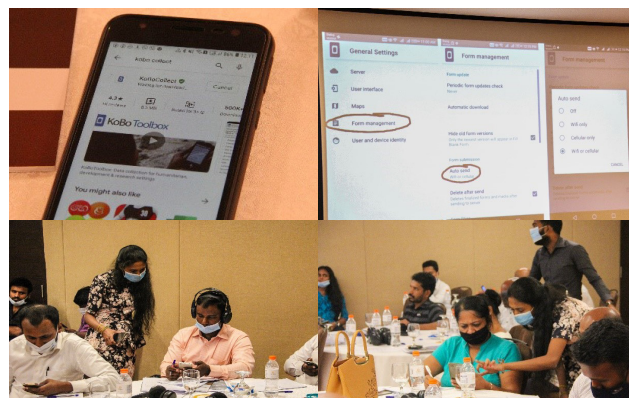
Training Programs of PAFFREL

Training for Long Term Observers

10 training programs were conducted for 319 Long Term Observers, 25 Field Coordinators and 25 District Coordinators in Colombo, Anuradhapura, Jaffna, Batticaloa, Kandy, Vavunia and Mathara. Among the 417 trained 52 were women and 186 were under 35 years.



Special training was provided on the mobile application and sending information via mobile application, instead of manual forms, which more than 90% of LTOs and Mobile Observers and Stationary Observers adopted as their mode of sending information.



Training for Stationary Observers

106 training programs had to be conducted to train 2872 Stationary Observers and training programs were conducted in all districts of Sri Lanka. There were 1573 women and 1459 of the participants were below 35 years. About 168, who missed attending training programs physically were provided online training.

The training programs were conducted in Colombo (4), Gampaha (7), Kalutara (4), Kandy (6), Matale (4), NuwaraEliya (4), Galle (6), Matara (3), Hambantota (3), Rathnapura (4), Kegalle (4), Monaragala (3), Badulla (4), Anuradhapura (5), Polonnaruwa (4), Kurunegala (10), Puttalam (3), Jaffna (5), Vavuniya (2), Mannar (2), Killinochchi (3), Mullativu (2), Trincomalee (3), Batticaloa (4), Digamadulla (7).



Training for Postal voting observers

27 training programs were conducted for Postal Voting Observers in Kurunegala (2), Gampaha, Matara, Kandy, Matale, Hambantota, Badulla, Mannar, Jaffna, Rathnapura, Galle (2), Killinochchi, Mulathivu, Trincomalee, Batticaloa,

Vavuniya, Polonnaruwa, Anuradhapura, Monaragala, Kaluthara, Kegalle, Puttalam, Colombo, NuwaraEliya and Digamadulla. 843 Postal Voting Observers were trained under these programs, where 369 were women and 488 were under 35 years of age, providing opportunities for women and youth.



Mobile Observer Training

1007 mobile observers were trained in 46 training Programs all over the country and deployed in all districts. About 93 persons who had experience of mobile observation from previous elections were provided online training.





Counting Observer training

Four special training programs were conducted for 201 counting observers in Colombo and Vavuniya. They were deployed in 25 Districts at the places of receiving premises of ballot boxes, counting centers and result releasing centers. Among them 27 were at the receiving of ballot boxes, 197 at the counting centers and 25 at the result releasing.



Opportunities for Persons with Disabilities

For several years, PAFFREL had been able to provide opportunities for Persons with Disabilities to join the Election Observation Process and become Observers both at the PAFFREL head office and in the districts.

During the last Presidential Election, PAFFREL was able to mainstream its Election observation process, providing opportunities for Persons with Disabilities to work at PAFFREL office, as well as in the field as short term Election observers. At the same time, PAFFREL worked to Educate and inform Persons with Disabilities to exercise their right to vote while proactively engaging in the civil life without being discriminated on grounds of disability.

Health and Safety Measures

In all its trainings and meetings, PAFFREL adhered to health and safety measures and ensure them to be in place to mitigate the spread of COVID-19. PAFFREL also ensured that health and safety measures were observed and enforced at its premises and also in the press conference.

Health guidelines are strictly followed. Temperature checking, hand washing and physical distancing in the office is strictly practiced. In addition, PAFFREL handed over to its observers, gloves, masks and hand sanitizers to be used in training and also during the Observation.



PAFFREL had to increase the number of training workshops considering the increase of the Long Term Observers and limiting the number of participants for each training Program, to maintain social distancing.

Deployment

About 319 Long Term Observers were placed in every Divisional Secretariat Division, who have been observing and reporting the violations commencing from the Pre – Election Period, the Election Day and during the Post – Election period.

During the ten days of postal voting a special election observing program was in operation. Accordingly, PAFFREL deployed 840 observers, who were located at the postal voting centers, including places of special emphasis such as Bus Depots, Military Camps and Police Stations.

Election Day Monitoring Process

As mentioned above, this General Election was held in 12,314 polling stations across the island. PAFFREL took measures to deploy 3040 stationary monitors in selected Polling Stations to create the peaceful atmosphere required for a free and fair election in those polling stations.

Deployment of mobile vehicles

260 mobile vehicle teams were deployed on the Election Day to monitor the Election Day activities in the polling stations and on the ground. Taking into account the experience of past elections and the reported field situations of the pre-elected period and in identified risk areas, measures were taken to deploy 13 special mobile teams from

National Level in 13 vehicles carrying out monitoring of the Election Day in selected districts.

Serial No.	Administrative District		Number of Polling Divisions	Number of Vehicles deployed
1	Colombo		15	15
2	Gampaha		13	16
3	Kalutara		08	11
4	Kandy		13	21
5	Matale		04	07
6	Nuwara Eliya		04	07
7	Galle		10	16
8	Matara		07	10
9	Hambantota		04	07
10	Jaffna	Jaffna	10	15
11		Killinochchi	01	05
12	Vanni	Mannar	01	05
13		Vavuniya	01	06
14		Mullativu	01	05
15	Batticaloa		03	09
16	Digamadulla		04	10
17	Trincomalee		03	06
18	Kununegala		14	18
19	Puttalam		05	09
20	Anuradhapura		07	13
21	Pollonnaruwa		03	07
22	Badulla		09	12
23	Monaragala		03	06
24	Rathnapura		08	12
25	Kegalle		09	12



In addition, taking into account the experience of past elections and the reported field situations of the pre- election period, 13 teams were deployed at national level, each consisted of minimum of 4 expert monitors.



Complaint Management Unit



A Complaint Management Unit comprising of a panel of lawyers and Head of the Unit assisted by 6 trained members (graduates and under graduates), equipped with knowledge on election laws was established at the PAFFREL Head Office to manage the complaints related to the Parliamentary Election 2020. In addition 9 Coordinators had been deployed by PAFFREL, assisted by 4 trained members housed at a rented out building (facilitating physical distances, as PAFFREL didn't have sufficient space to house all the members of the Complaint Unit) to work with the Long Term Observers in the ground. Complaints related to incidents

of violence, violations of election law and the abuse of public property for campaigning were referred to this unit. The unit analyzed information received from the Observers deployed by PAFFREL, Political Parties and the Public, including all stakeholders to assess whether there were violence incidents related to Laws and directed them to the relevant authorities for immediate corrective action to prevent incidents that impede a free and fair election. Election Law violations were referred to the Election Commission. PAFFREL then followed up to find the result of the action. This Unit was also geared to lodge complaints regarding illegal activities with the Sri Lanka Police, Commission to Investigate Bribery or Corruption as well as the Human Rights Commission of Sri Lanka, although in this election, there were only few incidents referred to Sri Lanka Police, other than the cases referred to the Election Commission. In addition, based on the information received by the Complaint Unit, PAFFREL was used to seek justice on violations of election laws through post-election petitions and fundamental rights cases where necessary, but none of the incidents reported in this Election fell into such category, which needs judicial intervention.

Social Media Monitoring

A special program was planned for social media monitoring based on the experiences of the last presidential election. An expert team was assigned to observe the Social Media to monitor Hate Speech, Misinformation, Disinformation, Misuse of race & religion for political gain with special attention to bullying of Women candidates. The observations after verifying and confirmation were referred to the

Election Commission regularly, under the direction of a lawyer. Following the scrutiny of them by the Election Commission, the complaints were sent to Facebook Authority for removal.

March 12 Movement - Promoting Asset Declarations

The March 12th Declaration, which consisted of 8 criteria that the political parties and the public can follow when choosing candidates and representatives, was compiled by PAFFREL. It was prepared with wide consultation and with the agreement of political parties, civil society organizations and millions of citizens across the country. It is considered as one of the most successful steps taken in Sri Lanka to build a decisive consensus for electing suitable public representatives.

The March 12 Movement didn't stop at formulating the set of nomination criteria. It took further steps and prepared a code of ethics for Members of Parliament. By the dissolution of the previous Parliament, thirty one (31) MPs signed the code of ethics, pledging to abide by it throughout their tenure as MPs. The members of the MPs Collective had declared that they would render any support to build a clean and responsible political culture in Sri Lanka. PAFFREL published the names of the Ex-Members of Parliament, who have pledged to support for Clean Politics in Sri Lanka.

The March 12 Movement made a public request to all candidates contesting the 2020 Parliamentary Elections to declare their assets and liabilities and to declare to the public that during the entire tenure of the Parliament, they would abide by the criteria compiled by the March 12 Movement.

According to the request, several candidates informed that they would present their Assets declaration to the public and abide by the criteria of March 12 Movement.

On the 21.07. 2020, following candidates provided us information: Professor Ashu Marasinghe, Mr. Premalal C. Dolawaththa, Mr. M. Thilakajah, Mr. Iran Wickramarathna, Mr. Nishantha Sri Warnasinghe, Mr. M. K. Sivajilingam, Ms. H. M. S. Chaturika Jayathilaka, Dr. Charith Niranjana Wegodapola Giragama.

The objective of this effort was to create public opinion and emphasize the importance of promoting clean politics and intensify the public awareness of the need and ability to elect clean and suitable representatives to the Parliament.

Asset Declaration by Candidates at PAFFREL on 21.07.2020



Code of Conduct for Election Observers

PAFFREL released “Covid – 19 Health Guidelines for Election observers” ahead of the Elections as a Guidelines for Election Observation to take place in the most responsible manner during Covid – 19 pandemic.

The COVID-19 Code of Conduct for Election Observers assisted endorsing organizations in making appropriate preparations for the

deployment of their staff and volunteers. This was shared with the Election Commission of Sri Lanka and other stakeholders to foster collaboration and ensure a safe and vibrant voting environment. The Code of Conduct was released along with a pledge template that organizations could use to ensure the compliance of their staff members and volunteers.



Supply of Masks to the voters through Election Commission

One of the PAFFREL’s prime objectives is to motivate and encourage voters to exercise their basic democratic right to vote and cast their vote at all elections at which they are entitled to vote. Accordingly, PAFFREL joined hands with Election Commission’s effort to find 1 000 000 masks by supporting to provide 550 000 Masks for voters, who would come to the polling stations without a mask and hence chance of losing their right to vote according to the health guidelines.

Analyses of Election Data

PRE-ELECTION PERIOD

(An analysis of violations recorded during the Pre- Election Period. It is to be noted that a single incident can reflect a number of violations as classified by PAFFREL in terms of electoral laws and the regular law of the country)

The pre-election phase covered here contains data collected for the period from 14th June 2020 to mid-night of 2nd August 2020; the commencement of the Cooling Period. In this Election, given the Covid-19 pandemic situation in the country, the Election Day was postponed twice after calling for nominations on the 18th March 2020. Therefore, theoretically, the Pre-Election period should have commenced from the date of nominations. However as the preferential numbers of the candidates were announced on the 9th June 2020, the formal monitoring of the Elections was commenced from 14th June 2020.

It should be noted that during Parliamentary Election of 2020, the Election Law was strictly implemented by the Election Commission and as a result there was a high number of violations such as illegal election propaganda were recorded during Pre-Election period.

An analysis of data up to end of the day of 2nd August 2020 shows total violations

recorded as 2257 in relation to violence, abuse of State power, resources and employees, violations of election law and violations of health guidelines.

Inter Party Violence

Under the Act of Violence, 30 Assaults were reported, where 8 of them were within the same party members. Similarly, there were 11 Grievous Assaults reported and 04 of them were within the same party. This was due to the competition for preferential votes among the candidates from the same political party.

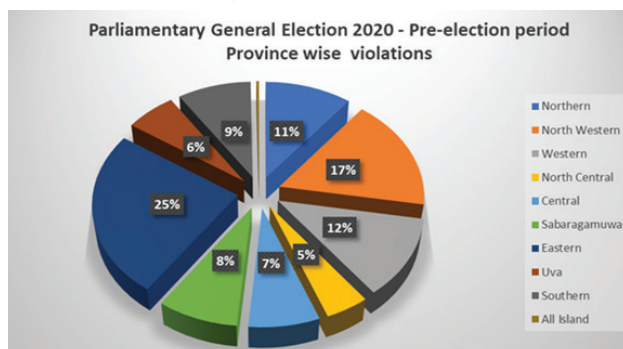
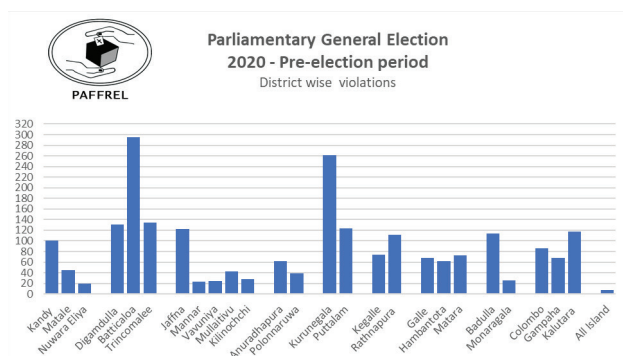
Violations reported during Pre – Election Period (Please refer to Annex 1 for details)

Type of Violence	Confirmed	Unconfirmed	Total
Acts of Violence	70	14	84
Abuse of State Power, Resources & Employees	80	49	129
Violation of Election Laws	1512	172	1684
Violation of Health Regulations	333	27	360
Total	1995	262	2257

*Source: PAFFREL Complaint Unit

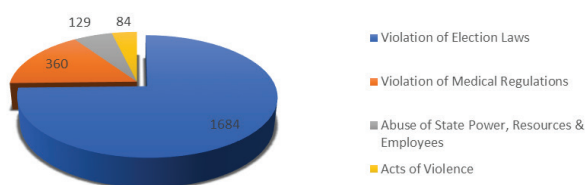
Violations by Geography during Pre- Election Period

An analysis of the data during this period shows the total number of violations recorded as 2,257 with 1,995 confirmed cases. Highest number had been reported from Batticaloa (295) followed by Kununegala (261) and Trincomalee (135). Eastern Province recorded the highest number of violations claiming 25% of total violations followed by North Central (17%) and Western Province (12%).



Violations by type

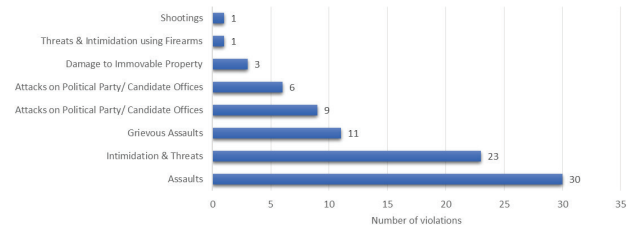
Parliamentary General Election 2020 - Pre-election period Violation by Type



Violence - In respect of violations relating to Act of Violence, 84 violations are recorded (70 confirmed and 14 unconfirmed). This category includes Assaults (30), Intimidation

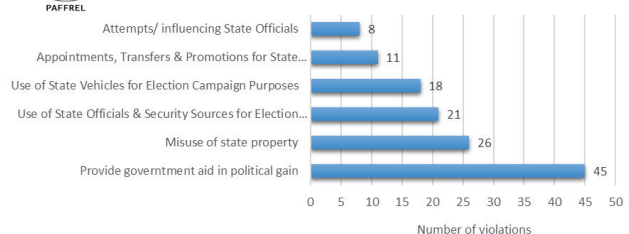
and Treats (23), Grievous Assaults (11), Attack on Political party/Candidates Office (9), Damage to moveable property (6), Damage to immovable property (3), with 2 unconfirmed cases of shooting and Threats and intimidation using firearms.

Parliamentary General Election 2020 - Pre-election period Acts of Violence



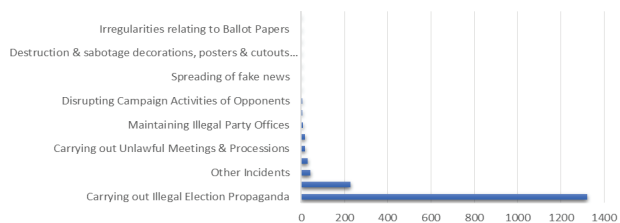
Abuse of State Resources - On the category of abuse of State Resources and misuse of Public Employees, 129 violations are recorded with (80 confirmed and 49 unconfirmed). These complaints included providing government aid in political gain (45) followed by misuse of state property (26) and use of state officials and security sources for campaign (21).

Parliamentary General Election 2020 - Pre-election period Abuse of State Power, Resources & Employees



Act of Election law violations - There were 1,684 acts of violations (1,512 confirmed and 172 unconfirmed) recorded during Pre-Election period. The highest was recorded on carrying out Illegal Election Propaganda 1321 (almost on putting posters and cutouts) followed by giving incentives with political objectives 228.

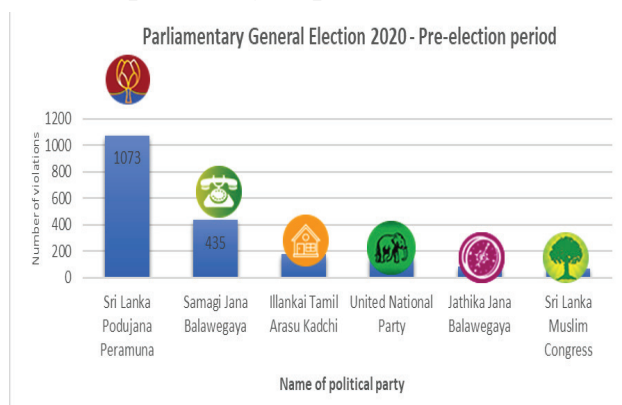
Parliamentary General Election 2020 - Pre-election period Violation of Election Laws



Violation of Health Regulations – There were 360 instances reported where health regulations were violated during this period.

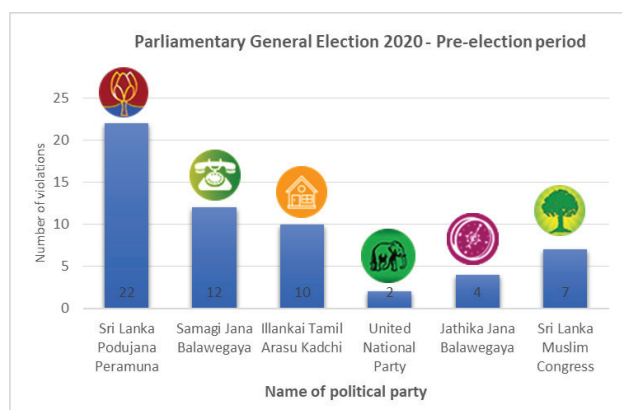
Alleged Perpetrators by Party

With regards to violations by political parties, SLPP has done the highest number of violations of 1,073 and SJB has violated 435 times. Apart from the main violators shown in the chart below, 260 violations have been recorded against the other political parties and independent groups.



Alleged Victims by Party

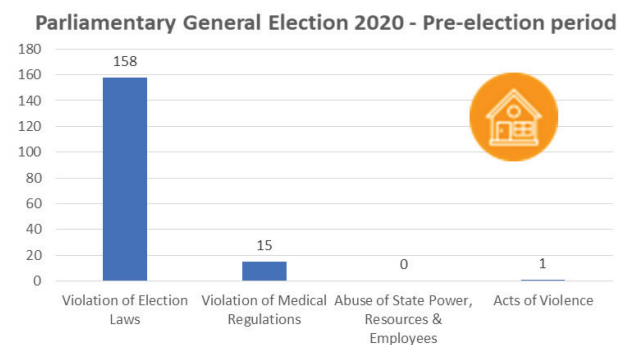
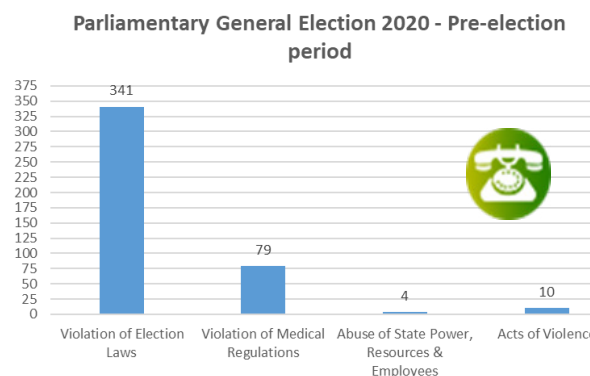
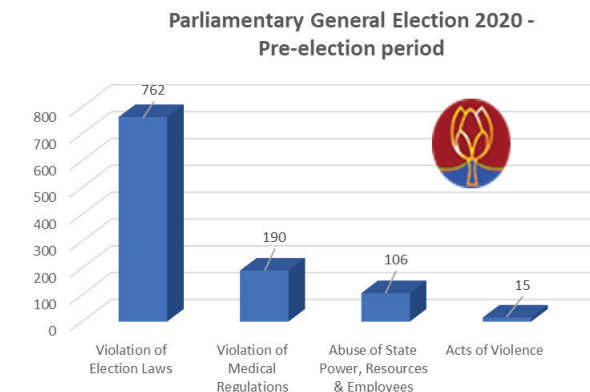
As per the complaints recorded SLPP has been victimized 22 times from opponents and SJBW victimized 12 times and ITAK 10 times.



Types of Violations by Parties

Violation of Election Laws has been the main complaints against all parties. This is mainly

on carrying out illegal election propaganda related to posters and cutouts. This is followed by violation of health regulations. SLPP has also been reported 106 times of abuse of State Power, Resources and Employees.



Postal Voting

Postal voting for the Parliamentary Election 2020 commenced on 13th July 2020 and continued several days. This is the longest period for Postal voting had in Sri Lankan Elections history. The specialty of the postal voting at this election is that those in the health sector had a special opportunity to use the facility of postal voting. Accordingly, postal

voting was held at the Offices of the Medical Officer of Health and that of the Public Health Inspector's on July 13. The public servants in District Secretariats, Election Officers, Police personnel, Security Forces personnel, health staff and Civil Defense Force personnel who are entitled to postal vote marked their ballots on July 16 and 17, while the rest of the public servants eligible for the postal vote marked their ballots on July 14 and 15.

Although 753,037 voters had applied for the postal vote, 47,430 had been rejected. Accordingly, a total number of 705,085 voters were reportedly eligible to cast their postal voting. The specialty of the postal voting at this election was that those in the health sector had a special opportunity to use the facility of postal voting. Accordingly, postal voting was held at the Offices of the Medical Officer of Health and that of the Public Health Inspector's on July 13. The Postal voting of all State institutions except all Police Stations, Security Forces, Department of Civil Defense, all District Secretariats and Elections Offices were on July 14 and 15. July 16th and 17th had been set aside for all Police Stations, Security Forces, Department of Civil Defense and all District Secretariats for postal voting. Any postal voter who could not make it during the above mentioned dates was given opportunity to cast their postal votes on July 20 and 21 at the relevant District Secretariat Office of his/her work place.

Percentage of Rejected Postal Votes of the Parliamentary Elections of 2020 and 2015

District	Rejected Votes % 2020	Rejected Votes % 2015
Colombo	4.66	2.12
Gampaha	4.89	2.51

District	Rejected Votes % 2020	Rejected Votes % 2015
Kalutara	4.19	1.51
Kandy	4.11	1.61
Matale	4.33	2.81
Nuwara Eliya	5.73	1.79
Galle	4.11	1.27
Matara	3.50	1.32
Hambantota	3.71	1.66
Jaffna	3.81	1.76
Vanni	3.32	3.02
Batticaloa	1.59	0.90
Digamadulla	4.76	3.58
Trincomalee	3.91	1.27
Kurunegala	4.28	2.28
Puttalam	5.00	2.28
Anuradhapura	5.51	2.91
Pollonaruwa	4.93	2.93
Badulla	4.98	1.76
Monaragala	5.04	1.50
Rathnapura	3.62	1.71
Kegalle	3.68	2.07

*Source: Election Commission, Parliamentary Election – 2020 and Election Results, Elections.gov.lk, Election results/ Parliamentary Elections - 2015

When compared with the rejected postal votes of 2015, there is a clear increase of the rejected postal votes in 2020. The rejection rate is more than double for most of the districts. In general, the rejection rate of the postal votes is low, as the voters have fair knowledge on how to vote correctly. The high rate of rejected votes in 2020 Parliamentary Elections is a subject to be studied, though a general assumption is that this is a reflection of expressing some dissatisfaction by the employees in the public sector.

During the days prior to the postal voting, it was observed that the Sri Lanka Broadcasting Corporation (SLBC), by way of broadcasting the support extended by the ruling party for the public servants has attempted to influence public servants,

which was a violation of the media criteria and directives were issued by the Elections Commission.

PAFFREL has deployed 840 observers to monitor the postal voting in the identified hotspots of selected districts.

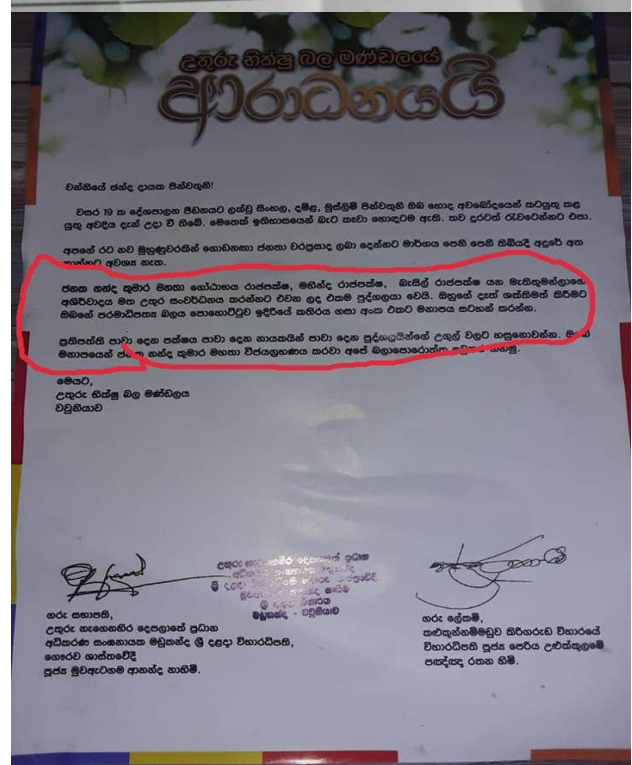
Apart from few incidents reported during the voting, in general, the postal voting was concluded peacefully. It was however, disappointed to note regarding complain of photographing a marked postal ballot paper by a public officer and shared it on social media. We believe that such a serious offence should not be done by a public officer and the Election Commission should investigate and take appropriate action. During the days prior to the postal voting, it was observed that the Sri Lanka Broadcasting Corporation (SLBC), by way of broadcasting the activities done by the ruling party on behalf of government officials has attempted to influence public servants, which we wish to emphasize is a violation of the media criteria and directives issued by the Elections Commission.

COOLING PERIOD

The cooling period of the General Election 2020 or the period in which the propaganda activities was banned commenced from 12 midnight on August 2 till 7.00 a.m. on the 5th August. The Election Commission announced that any form of propaganda activities were banned during this period. The purpose of declaring a cooling period was to give voters the rest they need to contemplate on making an independent decision without being influenced by external pressures. The PAFFREL also requested the political parties, newspaper editors,

the heads of electronic media organizations and social media operators to refrain from promoting any party or candidate during this quiet period as voters need rest to make an independent decision of their own. It appealed with utmost respect to clergy and religious organizations to stop election propaganda activities under the guise of religious observances.

However, there had been various attempts to promote political propaganda of various candidates using religious observances. We have received 6 of such clear violations of Election law by religious leaders during cooling period.



There had also been various attempts to promote political propaganda of various candidates using telephone calls and text messages and political messages in social media violating election laws during cooling period. Voters have complained that these phone calls and text messages were an absolute nuisance to them.

Election campaigning using telephones

It has been observed that many candidates were engaged in campaigning using mobile and land phones. Some voters have complained to us that these phone calls and text messages were an absolute nuisance to them. Also, when such messages are received from certain candidates it is not the phone number but the name of the candidate himself that is displayed on the phone. This can be considered as a propaganda tactic often carried out in connivance with the telephone companies. While recognizing the right of telephone companies to do business we urge them to respect the privacy of their customers as well.

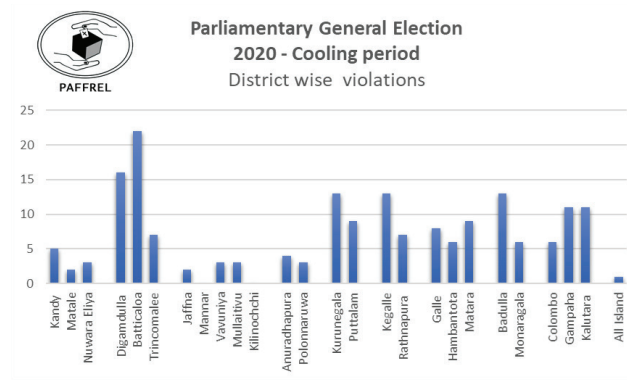
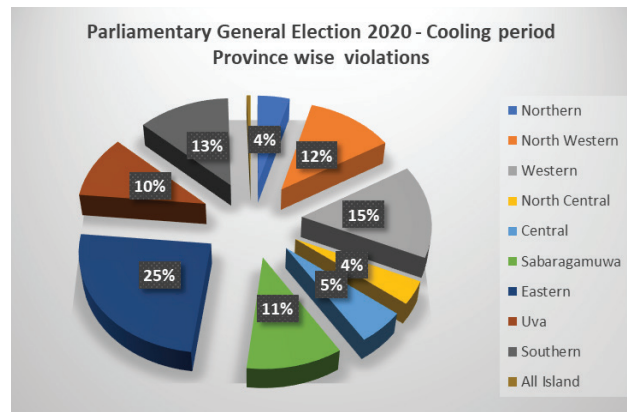
Violations reported during Cooling Period (Please refer to Annex 2 for details)

Type of Violation	Confirmed	Unconfirmed	Total
Acts of Violence	5	2	7
Abuse of State Power, Resources, Employees	2	0	2
Violation of Election Laws	143	25	168
Violation of Medical Regulations	4	1	5
Total	154	28	182

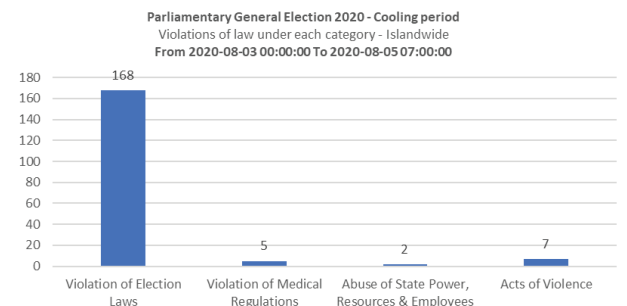
Source: PAFFREL Complaint Unit

Violations by Geography during Cooling Period

Highest number of violations were reported in the Eastern Province, followed by the Western Province. Batticaloa and Digamadulla districts in the Eastern Province have reported the highest number of Violations.

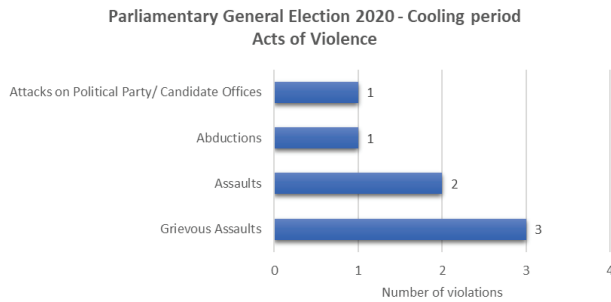


Violations by Type during Cooling Period



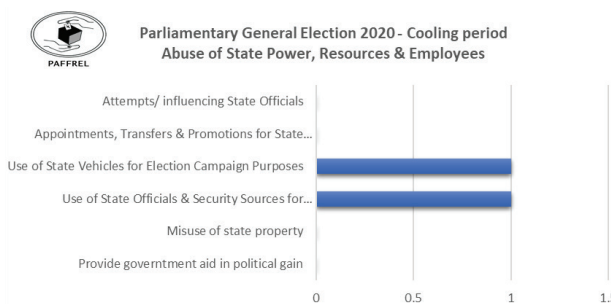
During this period, when all election related campaign activities had to cease, 182 violations were recorded. There were 7 Acts of Violence, 2 instances of abuse of State Power and 168 incidents of Electoral/General Law violations.

Types of Acts of Violence



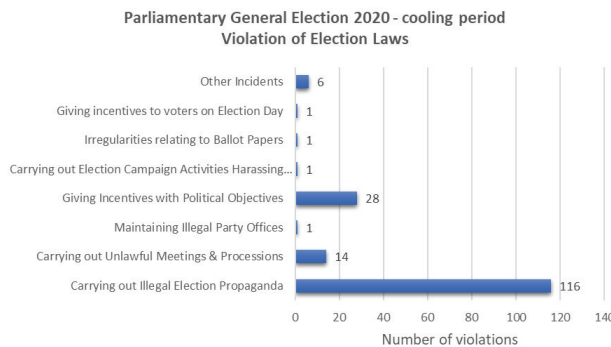
Among the 7 acts of violence reported during Cooling period, 3 of them were Grievous Assaults.

Types of Abuse of State Resources



Among the 2 violations reported on Abuse of State Power during this period, there was a use of State vehicles and use of state officials.

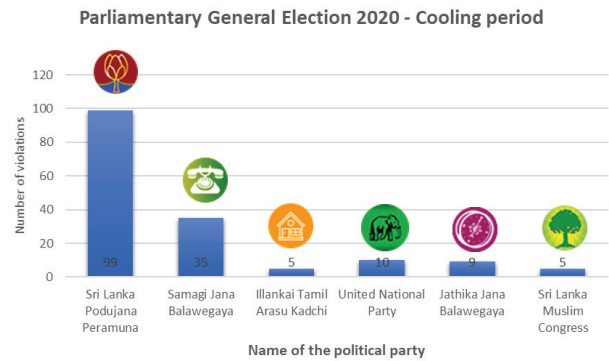
Types of Violations of Election Laws



Among 168 election law violations, 116 of violations were on 'carrying out illegal Election Propaganda' and 28 of 'giving Incentives with Political Objectives'.

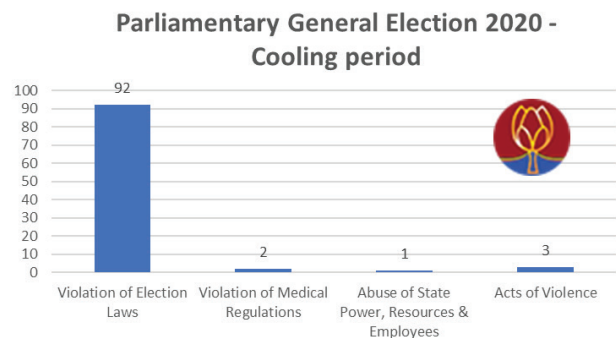
Alleged Perpetrators by Party

During the Cooling Period SLPP has done 99 violations and SJB has done 35 violations.

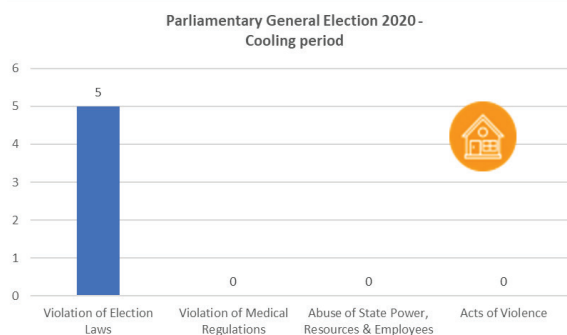
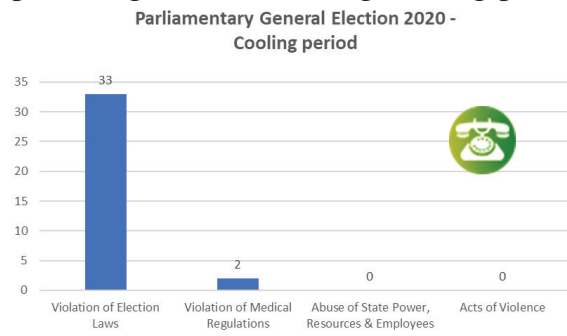


Types of Violations done by Political Parties

Out of 99 violations done by SLPP, 92 of them were violation of Election laws and 3 acts of Violences.



Out of 35 violations done by SJB during Cooling period, 33 of them were violation of Election laws. There was no act of violence reported against SJB during cooling period.

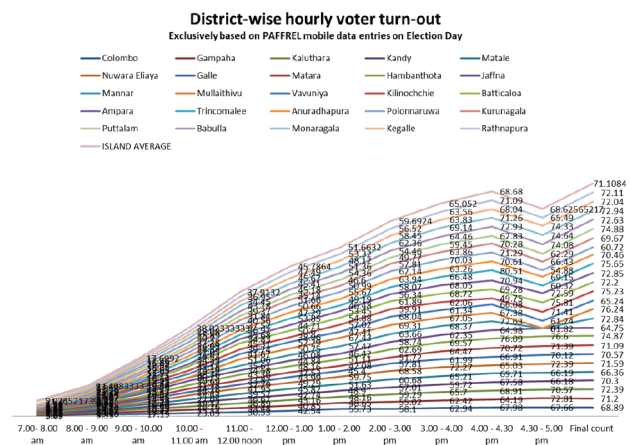


ELECTION DAY

(An analysis of Violations and Violence from 7am to 5pm on 5th August 2020)

Voting on the Parliamentary Election day ended at 5pm on 5th August 2020 with a 75.83% voter turnout according to the Election Commission. Though the original schedule was to end the voting at 4 p.m., due to extra time taken for the implementation of health guidelines and allowing self-quarantine persons for voting between 4.00 – 5.00 p.m., the duration was extended by 1 hr. This was done with adequate advance notice given to the general public.

There was low level of voter turnout in the morning hours. Until 2.00 p.m. in the afternoon the average turnout was less than 60%. However, in the afternoon hours there was a rapid increase of turn out and at the end of the day it was reported as normal voter turnout for a Parliamentary Election in Sri Lanka despite the Covid-19 threat.



At 5.00 p.m. at the closing of the Poll on the Election Date, PAFFREL received 6 acts of violence, 147 other violations including 60 cases of illegal election propaganda and 33 acts of intimidation of voters. PAFFREL’s Election Day statement issued just after the

poll was based on those records.

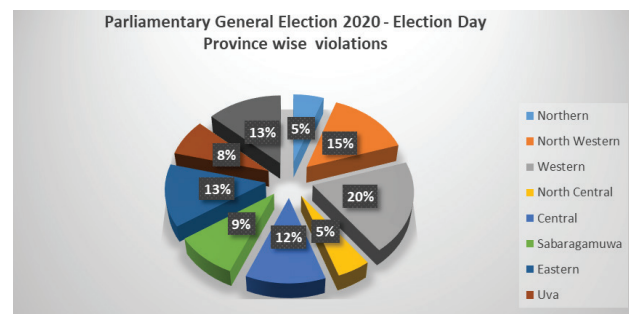
However, there were some confirmed complaints received late, which were actually taken place during Election Day and we have considered the total of 204 violations, which included 188 of Election Law violations, 9 Acts of Violence and 7 violations of Health regulations taken place during the Election Day in the analysis (not the 147 election law violations stated earlier).

Total Violations during Election Day – (Refer Annex 3 for more details)

Type of Violation	Confirmed	Unconfirmed	Total
Acts of Violence	8	1	9
Violation of Election Laws	111	77	188
Violation of Medical Guidelines	2	5	7
Total	121	83	204

Source: PAFFREL Complaint Unit

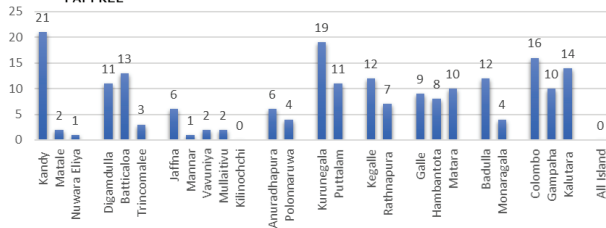
Violations by Geography during the Election Day



In terms of violations reported from provinces, the Western Province had the most number of violations of 40 (13 confirmed and 27 unconfirmed) followed by North Western Province of 30 (17 confirmed and 13 unconfirmed).



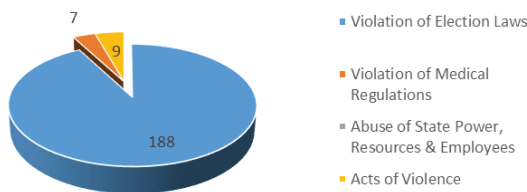
Parliamentary General Election
2020 - Election Day
District wise violations



At the District level, Kandy had 21 violations (6 confirmed and 15 unconfirmed), Kurunegala had 19 (14 confirmed and 5 unconfirmed) and Colombo had 16 violations (9 confirmed and 7 unconfirmed).

Types of Violations

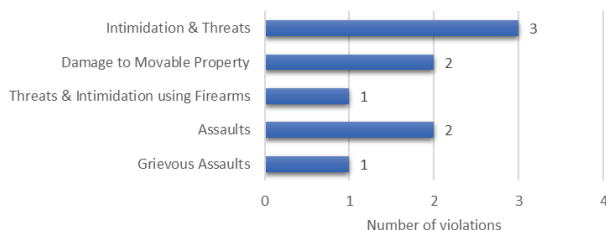
Parliamentary General Election 2020 Election Day
Violation by Type



During the Election Day, out of 204 total number of violations reported, 188 were on Violation of Election Laws and 7 acts of Violence.

Types of Acts of Violence

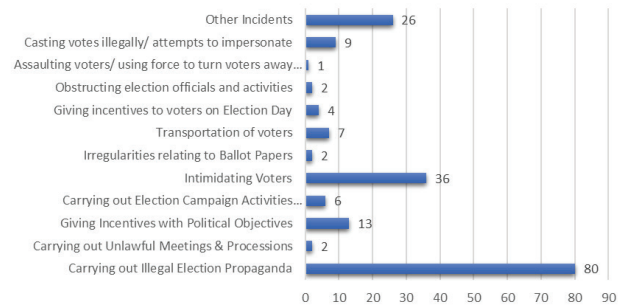
Parliamentary General Election 2020 - Election Day
Acts of Violence



Among the 9 Acts of Violence during the Election Day, there was 1 Grievous Assault, 2 Assaults and 3 Intimidation and Threats.

Types of Violations of Election Laws

Parliamentary General Election 2020 Election Day
Violation of Election Laws
(Recording Date)



Among the 188 Violations, there were 80 acts of carrying out Illegal Election Propaganda and 36 of Intimidation of Voters. 9 instances reported on casting votes impersonate.

Examples of Violations

There were incidents of appealing for votes, illegal campaigning during the Election Day, transportation of voters, a Grievous assault in Mahiyangana and an incident of threatening with firearm in Kandy (unconfirmed) and 9 incidents of voter impersonation.

There were reports of 9 incidences of votes recorded as already cast when a voter arrived at the polling station. Since introduction of Identification requirements for casting votes, this is considerably high number of attempts to casting votes impersonate.

Kurunegala SLPP candidate Mahinda Rajapaksa was traveling across Nikawaretiya electorate in a parade with large number of supporters and vehicles, and has visited Polling Stations of Mahasen National School. There had also been a vehicle possession in Akkaraipattu.

Numerous candidates continued to run ads on Facebook despite the campaigning prohibition on Election Day.

COUNTING PERIOD

The Election Commission allowed PAFFREL to appoint 217 vote counting center observers covering 22 electoral districts in the country. The allocation was allowed as follows:

- 1) Good/Vote Boxes Receiving Premises observers,
- 2) Counting Hall observers.
- 3) Results Releasing Center observers

PAFFREL was able to deploy 197 vote counting observers and also in 25 districts at the receiving premises of ballot boxes and at the result releasing centres.

As per the reports of the observers, counting officers have followed the rules and ethics at the optimal level to keep the counting process admirably. It was clearly observed that political party agents had been given the right to observe the whole counting process without interfering or influencing by the counting center officials.

There was no issue reported by counting center observers. They reported that the process was smooth and in order.

POST ELECTION PERIOD

In the Post- Election Period, which commenced at the end of voting on Election Day at 5.00 p.m. and ended on 19th August 2020 at 5.00 p.m., PAFFREL recorded 27 violations relating to 23 incidents. Of them there were 13 violations relating to Acts of Violence category. Of these violations, 6 were assaults, 5 were intimidation and threats and 2 were Grievous Assaults. There was no abuse of State Power. There were 14 complaints of violation of Election laws,

which included 7 unlawful meetings and processions, which are used to be part of Post-Election culture of Sri Lanka. Post- Election period was relatively peaceful compared to previous Parliamentary Elections, without any incident of attacks on Political Party/ Candidates' Offices or damage to movable or immovable properties of opponents, which was common in Post- Election Phase in Sri Lankan elections.

Total Violations reported during Post Election Period (Please refer to Annex 4 for details)

Type of Violation	Confirmed	Unconfirmed	Total
Acts of Violence	12	1	13
Violation of Election Laws	12	2	14
Total	24	3	27

Source: PAFFREL Complaint Unit

Violation by Type

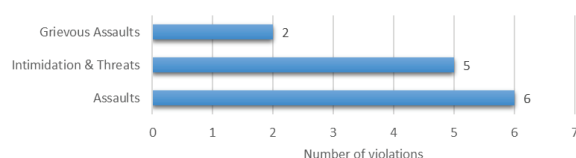
Parliamentary General Election 2020 - Post-election period Violation by Type



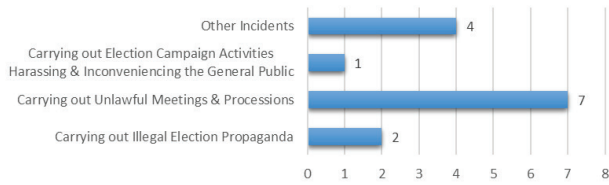
There were 13 Acts of Violence: 6 of them were on Assaults and 5 were on Intimidation and 2 Grievous Assaults.

There were 14 acts of Violation of Election Laws: where 7 of them were on 'Carrying out unlawful meetings & processions'.

Parliamentary General Election 2020 - Post-election period Acts of Violence



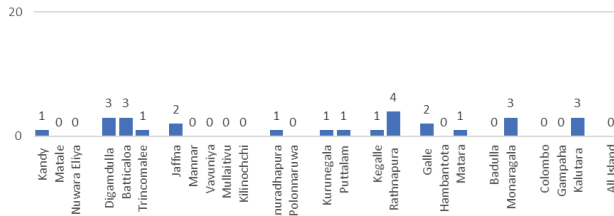
Parliamentary General Election 2020 - Post-election period Violation of Election Laws



Violations by Geography during the Post- Election Period

Rathnapura District reported with 4 incidents of violence and Kalutara, Monaragala, Digamadulla and Batticaloa reported with 3 incidents each during Post Election Period.

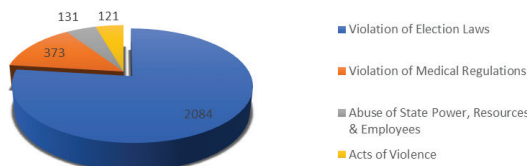
Parliamentary General Election 2020 - Post-election period District wise violations



ACCRUED PICTURE OF PARLIAMENTRY ELECTION 2020 – The Whole Observation Period- Cumulated data

During the period of 15 June 2020 to 19th August 2020, PAFFREL complaints unit received 2,597 complaints/incidents in relation to 2,709 Electoral law / general law violations, where 2084 of them were violation of Election laws, 131 were abuse of State Power and Resources and 121 were Acts of Violence.

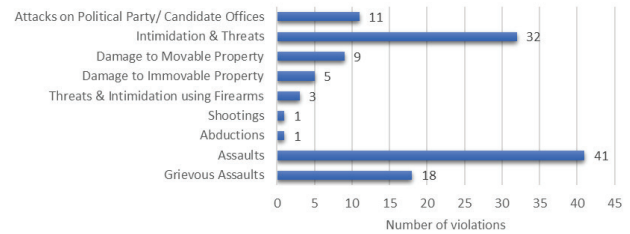
Parliamentary General Election 2020 - Full Election period Violation by Type



Total Acts of Violence

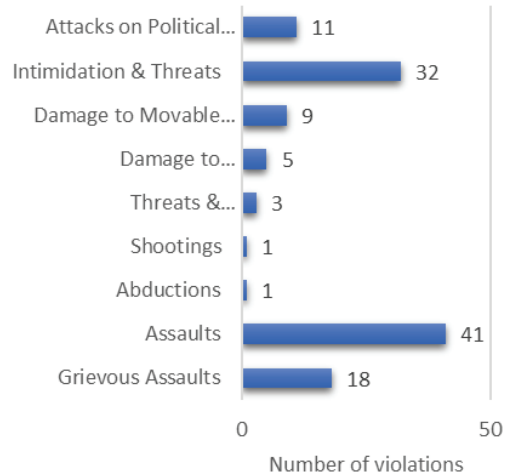
Among the 121 of Acts of Violence, 18 were Grievous Assaults, 41 were Assaults and 32 were Intimidation and Threats.

Parliamentary General Election 2020 - Full Election period - Acts of Violence

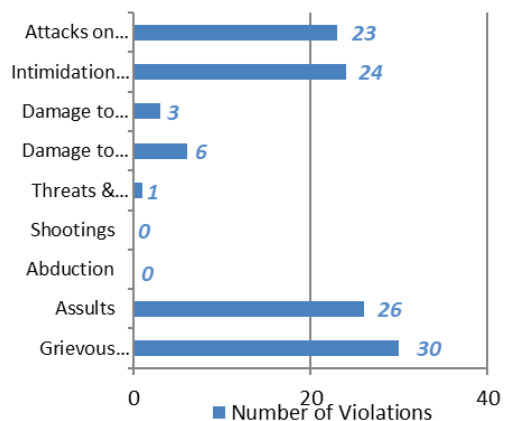


Total Acts of Violence for the full election Period - Presidential Election November 2019 and Parliamentary Election 2020

Parliamentary General Election August 2020

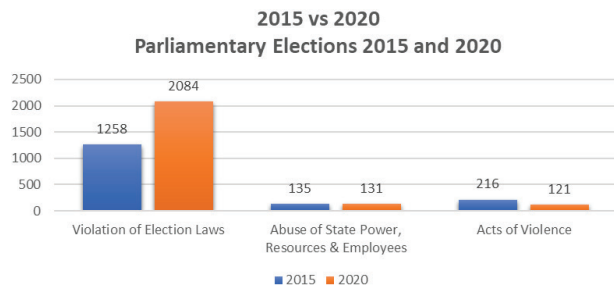


Presidential Election November 2019



During Presidential Election of 2019, there had only been 114 acts of Violences reported to PAFFREL. However, 30 of them were Grievous Assaults as against the 18 of such acts reported in the Parliamentary Elections, which showed the lower gravity of the acts of violences taken place during the Parliamentary Elections. Although there were more acts of Intimidation and threats during Parliamentary Election of 2020 compared to Presidential Election in 2019, there were only half the number of attacks on Political party / Candidates offices compared to Presidential Election which was 24. Therefore, overall, there was less violent environment during parliamentary Election of 2020.

Parliamentary Elections 2015 (Blue) and 2020 (Orange)- Total Violations

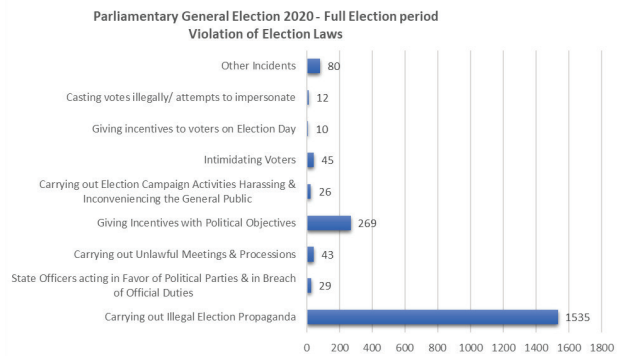


When compared with 2015 and 2020 Parliamentary Elections, there was a large number of Election Law violations in the 2020 Parliamentary elections mainly related to exhibiting posters and cutouts in the unauthorized places according to strict implementation of the Election law.

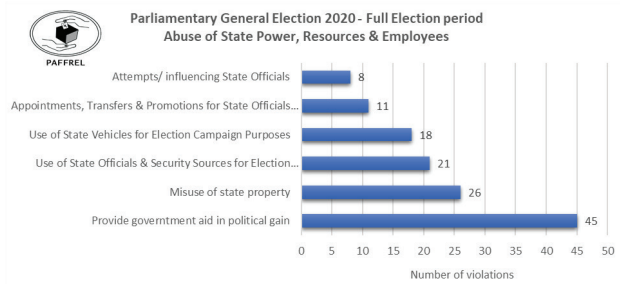
However, there was clear reduction of the Acts of violence (almost half of the number) in the Parliamentary election of 2020 compared to Parliamentary election of 2015, showing less violent election environment.

Violation of Election Laws

Among 2,084 acts of Election Law violations, 1,535 were on carrying out illegal election propaganda, where mostly related to putting posters and cutouts on unauthorized places.

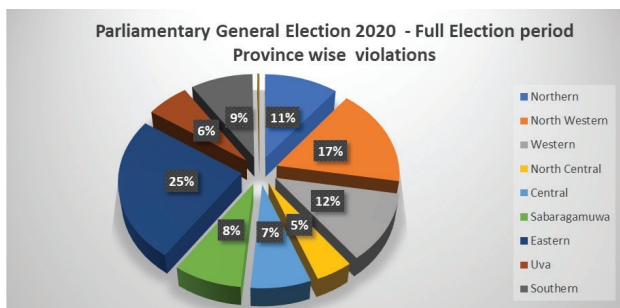


Abuse of State Power, Resources



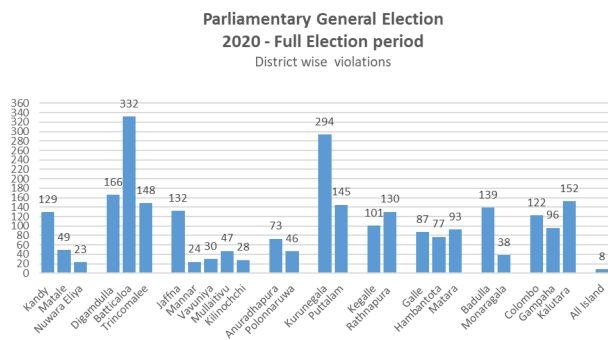
Among the 131 acts of abuse of State Power and Resources, 45 were on providing government aid for political gain.

Violations by Geography



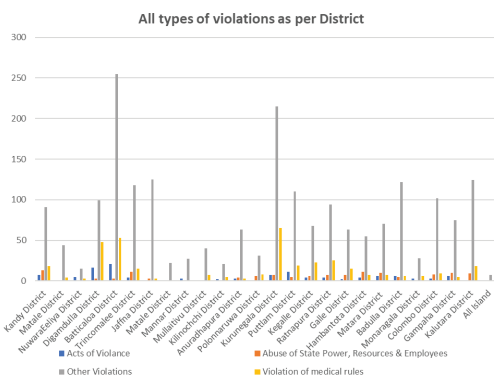
Eastern Province reported most violations followed by North Eastern Province.

Most Acts of violations were taken place in Batticaloa District with 295 Acts followed by Kununegala with 261 Acts of Violations.



Batticaloa reported the highest number of total violations of 332, followed by Kurunegala with 294 violations and Digamadulla with 166 violations.

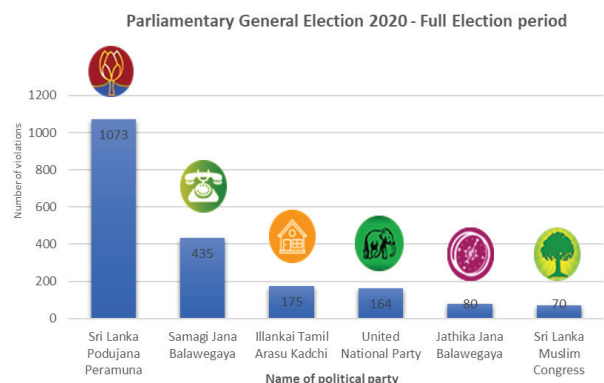
District	Violence	Abuse Resources	Violation Election Law	Violation Health Guidelines
Anuradhapura	3	4	63	3
Badulla	6	5	122	6
Batticaloa	21	3	255	53
Colombo	3	8	102	9
Digamadulla	16	3	99	48
Galle	2	7	63	15
Gampaha	6	10	75	5
Hambantota	4	11	55	7
Jaffna	1	3	125	3
Kalutara	1	9	124	18
Kandy	7	13	91	18
Kegalle	4	6	68	23
Kilinochchi	2	0	21	5
Kurunegala	7	7	215	65
Mannar	1	0	22	1
Matale	0	1	44	4
Matara	6	10	70	7
Monaragala	3	1	28	6
Mullaitivu	0	0	40	7
Nuwara Eliya	5	0	15	3
Polonnaruwa	1	6	31	8
Puttalam	11	5	110	19
Rathnapura	4	7	94	25
Trincomalee	4	11	118	15
Vavuniya	3	0	27	0



Batticaloa while reported with the highest number of total violations of 332, also recorded the highest number of Act of violence incidents with 21 acts which consisted with 3 Grievous Assaults and 9 Assaults, 3 Threats and Intimidation, 3 incidents of attacking party offices and 3 incidents of damage to movable and immovable properties. Although Kurunegala district reported with the second highest number of total violations (294 in total), it reported only 7 violence acts (includes 2 Grievous Assaults, 2 Assaults, 1 damage to immovable properties and 1 Threats and Intimidation) which is relatively less in number compare to other districts. It reported with 196 Election law violations, where 177 of them were reported on carrying out illegal Election Propaganda. The second highest number of violence incidents were recorded in Digamadulla (16) followed by Puttalam (11). In Digamadulla, there were 4 Grievous Assaults and 4 Assaults, 4 incidents of damage to immovable properties and 2 Threats and Intimidation. In Puttalam, 6 Threats and Intimidation, 2 Grievous Assaults and 2 Assaults.

Alleged Perpetrators by Party

During the period from 15 June 2020 to 19 August 2020, SLPP was alleged for 1073 acts of Violations, considerably higher than the records of violation of SJB, the second highest violator alleged for 435 violations.



Rejected Votes of the Parliamentary Elections of 2020 and 2015

The number of invalid votes in the 2020 parliamentary election was much higher (6.03%) in comparison to the 2019 presidential election, which had only 1.01% of invalid votes. In 2015 Parliamentary Elections, the percentage of rejected votes was approxi. 4.8%. It has been noted that the 6% of rejected votes (744,373) is a high rate by international standards. It is more than 300,000 of votes obtained by Jathika Jana Balawagaya, who obtained 445,958 votes, which was the third force of the Election.

District	Rejected Votes % 2020	Rejected Votes % 2015
Colombo	6.41	3.46
Gampaha	5.79	4.39
Kalutara	6.22	2.97
Kandy	6.56	4.46
Matale	7.84	7.21
Nuwara Eliya	9.04	7.79
Galle	5.54	2.36
Matara	4.51	2.59
Hambantota	4.83	2.68
Jaffna	8.88	7.83
Vanni	7.57	9.43
Batticaloa	5.35	5.37
Digamadulla	4.06	5.35
Trincomalee	6.22	5.52
Kurunegala	4.56	4.56
Puttalam	7.06	6.08
Anuradhapura	6.54	5.65
Pollonaruwa	6.13	3.53
Badulla	7.19	4.86
Monaragala	6.74	3.41
Rathnapura	4.49	3.51
Kegalle	4.68	3.62

*Source: Election Commission, Parliamentary Election – 2020 and Election Results, Elections.gov.lk, Election results/ Parliamentary Elections - 2015

The district breakdown shows that Highest was reported in Nuwara Eliya followed by Jaffna, Matale and Vanni. When compared with 2015 rates of the rejected votes, all those

districts reported high rates of rejections though not in the same order. Special focus on Voter Education may need to be done in these districts as there is a pattern of high rejections in those districts. . Only exception is Badulla, where it records fairly high rate of rejection, which was not the case in the 2015 elections. Due to Covid-19 outbreak led to limit the traditional one to one Voter Education Programs during Parliamentary Election 2020 could also have attributed for high rejection rates in those districts, as those districts may have limited access to the programs via social media and other electronic and print media.

Some Analysts have also related the rejected votes either due to deliberate manipulation or voters being confused due to the large number of contesting parties, both political and independent groups (<http://www.dailymirror.lk/opinion/Right-to-Reject-as-a-fundamental-right/172-193787>). This area may need further studies to ascertain the reasons behind the high rejection rates.

Other Observations

Facilities for voters with special needs

The general instruction of the Election Commission was that all facilities should be provided to voters with special needs to vote at the Election. Voters with disabilities, especially those who are visually impaired were provided upon request with assistance by election officials to vote. Our Observers reports show that 14% of the venues lack easy access to the venue for Physically Disable Persons (85.74% had easy access from the sample of 2,300 polling stations observed by PAFFREL observers). No ballot papers in Braille to visually impaired voters.

Behavior of Unregulated Media

The National Election Commission issued an extraordinary gazette on 3 June, containing 36 media guidelines for the Parliamentary Election 2020. The Gazette stated that each media institution must provide accurate, balanced, and impartial information when broadcasting, televising, or publishing its news bulletins, as well as any other political affairs program. The gazette went on to state that in its distribution of information to the public, no media organization shall behave in a manner that discriminates against any disputed political party, independent entity or candidate. In addition, it was expected that media stations would not confer special benefits on any party, group or candidate in allocating airtime on radio or television and newspaper space. According to the Extraordinary Gazette, a Standing Representative Committee would be appointed by the National Election Commission to track and ensure that media outlets conform to the Commission's guidelines.

Contrary to all these guidelines in the gazette and despite the efforts, media institutions violated the laws, rules and regulations, and guidelines throughout the election. The private media institutions promoted their favored party and state media institutions promoted the party supported by the President. Air waves being public property, this action was deemed an abuse of state resources.

It should also be noted that although fines are stipulated for violations by State Media, There had been instances where cases were referred for legal action.

Partiality of the most print media institutions was apparent. Obviously the level playing field in Media denied to all candidates.

Price Discrimination – Election Advertisements

Electronic and Print media advertising is found to be most effective means of campaigning for Elections and it became critical during the Parliamentary Elections of 2020 during the outbreak of Covid – 19 where physical campaigning was very much limited.

Unfortunately it has become a practice that media institutions in Sri Lanka have adapted exceptionally higher rates from parliamentary candidates and political parties for their political campaigning advertisements compare to all other types of advertisements. It was found that these different rates have been applied simultaneously during pre-election period. These higher rates cannot be justified for political advertisements from any standard as political advertisements during election periods does not come with an affiliated increase in costs. Instead, it should be possible to offer reduced rates for these political advertisements as these advertisements come as 'bonus' to the electronic media during election times.

Powers of the Election Commission to Regulate Privately-Owned Media during Elections in Sri Lanka

In the past, the Supreme Court has held that 'Airwaves are public property...It is the obligation of the State...to ensure that they are used for public good.' The Supreme Court has held that broadcast media have a 'greater obligation to be sensitive to the

rights and interests of the public'. (See *Fernando v. The Sri Lanka Broadcasting Corporation* 1996 (1) SLR at p.157.)

Article 104B (5)(a) of the Constitution states that the Commission 'shall have the power to issue from time to time, in respect of the holding of any election or the conduct of a Referendum, such guidelines as the Commission may consider appropriate, to any broadcasting or telecasting operator or any proprietor or publisher of a newspaper, as the case may be, as the Commission may consider necessary to ensure a free and fair election. Article 104GG of the Constitution provides that non-compliance with media guidelines entails a punishment of a fine (up to Rs. 100,000 or imprisonment for a maximum of three years or both), which applies only to State Owned media.

The guidelines state that non-compliance is a punishable offence under the Sri Lankan Constitution. However, the guidelines do not provide details on the consequences of non-compliance.

The absence of clear provisions on enforcement of the guidelines on privately-owned media is a significant gap in the guidelines. Although there are wide powers granted through article 104B (5) (a), the Commission has failed to specify the specific measures that it would take if privately-owned media violate the guidelines. It is important for the Election Commission to stipulate the consequences of noncompliance applicable to privately-owned media as well.

Behavior of Social Media

During this Parliamentary Election, campaigns were mostly arranged by the candidates on social media platforms such as

Facebook, due to the ban on public gatherings owing to the COVID-19 pandemic.

On the same time, the relatively peaceful campaign on the ground with less violence incidents contrasted with the divisive rhetoric online, some of which amounted to hate speech.

PAFFREL for the second time mounted a special professional operation through Hashtag Generation observed social media platforms in all three languages and operations began from 15th June. The observations on the social media platform were carried out from 9.00 a.m. to 9.00 p.m. in the pre-election period from 15th June to 2nd August and around the clock during the cooling period from 3rd to 4th August and on Election Day. They looked at the contents of social media which amounted online hate speech, disinformation, harassment and election law violations.

Under Hate speech, a direct attack on people based on- race, ethnicity, religious affiliation, sexual orientation, caste, sex, gender, gender identity and or disability were followed up. Social Media Companies were alerted of harmful content identified via Hashtag Generation's Trusted Partner (Facebook) and Trusted Flagger (You tube) channels.

As per the findings, the Election related hate speech was primarily targeted at the Muslim minority including Muslim political leaders (66%). Hate speech targeted at women (3%), the Tamil minority (9%), Sinhalese nationals (3%) and other groups (19%) as well. Of the 40 incidents of hate speech archived only 50% were removed by Facebook.

There were 80 cases recorded of targeted harassment during the 2020 Parliamentary Election Period and biggest target was Political actors. This is a marked increase from the 26 incidents recorded during the Presidential Election. There were high levels of gender based harassment especially directed at women candidates (07), which hinders women’s full and active participation in the democratic process. Another trend observed was compared images of candidates with images of wild animals. Further, there were several offensive statements directed towards members of the LGBTQ+ community.

Regarding Dis/misinformation and potential dis/misinformation, false news as verified by independent third-party fact-checkers and potential fake news identified by monitors, as verified by PAFFREL / Watchdog or verified through an internal investigation where possible.

1,438 cases were reported and Facebook removed 619 (43 %) and 24.4% of them were removed within 12 hours. Of 871 Facebook advertisements, 589 (67.6%) were removed and 39.4% of them within 12 hours.

However, it was noted that although Facebook has two third-party fact checkers for Sri Lanka, they are not effective to monitor and check so many posts in three languages.

The effort was worthwhile as those who posted unethical material realized that they were being monitored and followed up and action taken. If social media went totally unchecked, the situation would have become even worst and nasty.

Women’s participation and Violations against Women Candidates

Considering the long struggle to increase female representation in Sri Lankan politics, the nominations given by the main political parties to women was disappointing. (Main political parties are considered here as SLPP, SJB, JJB, UNP; the parties which had given more than 250 nominations in total and contested island wide).

Women Nominated and Elected (excluding National List)

	2015 Elected	2020 Elected
Female	10	08 (SLPP 6+ SJB 2)
Male	186	188
TOTAL	196	196
Female %	5.1%	4.1%

2020 Nominations				
SLPP	SJB	ITAK	JJB	UNP
14	12	4	14	12
238	250	40	248	250
252	262	44	262	262
5.6%	4.6%	9.1%	5.3%	4.6%

Only 52 women (SLPP-14, SJB-12, JJB-14 and UNP-12) have got nominations to contest the elections from four main political parties. Apart from that ITAK, who had given 44 nominations in total in the North and East had given 4 nominations for women.

However, there were more than 715 women candidates’ contested in the Parliamentary Election 2020 in total but majority were from Independent Groups. The women contested under a registered political party were about 360. From all those other parties/groups who are represented in the 9th parliament had given less than 45 nominations to

women in total. Most of the women who contested were from the independent groups and from the political parties which didn't win a single seat.

Only 8 women were elected (6 from SLPP and 2 from SJB), even less than the number elected from Parliamentary election in 2015, which was 10.

It had been reported specific incidents of harassing women in Katana, Killinochchi, Gampaha and Kaluthara during political campaign of women candidates.

During the Pre- Election period, PAFFREL reached to Women Candidates to find out the experiences / challenges during their campaigns.

Following are the main findings:

- Excessive pressure from male candidates of their own party in campaigning and organizing rallies,
- Not getting opportunities to address main rallies
- It has become vital to advertise in the Electronic Media, due to restrictions in the traditional methods of campaigns, but advertising in the Electronic media comes as packages and they are extremely expensive and women candidates lack funding in general and therefore, for advertising in the electronic media compare to male candidates
- As women candidates do not buy the packages from the electronic media, the channels do not welcome participation in the political discussions in their channels. As a result, women candidates hardly get opportunities to participate in the popular political discussions in the Electronic Media.
- Organized groups abusing women candidates in the social media.
- Essentially private issues related to women, their reproductive health etc.

are amplified in the Election campaigns by the male candidates

- Male candidates throwing mud on women candidates in their election campaigns with false statements
- Inadequate funding for the election compared to male candidates
- Male candidates engage with distributing drugs, supplies, money etc. which women candidates will never get involved and they get additional advantage by engaging illegal activities.

Political propaganda using religious observances (Please see Annex 4 for more details)

The EC noted that in terms of Section 79 of the Parliamentary Election Act, No. 1 of 1981, anyone who carries out propaganda activities at a place of worship or utters at any religious assembly any words for the purpose of promoting/demoting political party/ independent group/ candidate shall be guilty of the offence of undue influence. However, PAFFREL has received a large number (more than 20) of complaints about election propaganda carried out at religious places during Pre- Election period and also during Cooling Period. Religious activities such as Damma discourses with participation of the Candidates, distribution of food and other items in the religious places by candidates, addressing people at religious places are among them. The list of such activities can be found in Annex 4.

Interventions made by PAFFREL in Colombo and Districts to stop violating the Law.

PAFFREL referred 788 complaints to the Election Commission (including District offices) and Police and received 349 positive responses from the respective authorities taking immediate corrective actions to stop

the violation. North Westrn Provincial authorities were referred the highest number of violations followed by the Eastern Province authorities.

Following number of interventions were made to Election Commission and District Election offices:

Election Commission – 43, North Western – 138, (Kunegala (97), Puttalam (41)), Eastern – 112, Trincomally (24), Ampara (23), Batticaloa (55)), Southern – 90, (Matara (31), Galle (24), Hambantota (35)), Central – 67, (Nuwara Eliya (2), Matale (17), Kandy (48)), Sabaragamuwa (62), (Kegalle (24), Rathnapura (38)), Uva – 55, (Badulla (40), Monaragala (15)), Nothern 52, - (Jaffna (25), Killinochchi (6), Vanni (1), Mannar (1), Vavuniya (15), Mullativu (4)), Central – 44, (Polonnaruwa (10), Anuradhapura (34)), Western – 132, (Gampaha (32), Kalutara (60) and Colombo (40)).

The following are some of the highlights of the corrective actions among several of interventions made by PAFFREL:

- Stop Illegal Campaign activities (Ja-Ella, Offenders Political Party – Sri Lanka Podujana Peramuna)
- -Stop illegal political meetings organized during cooling period (Yatiantota, Offenders Political Party – Sri Lanka Podujana Peramuna)
- Stop abuse of State Resources (Ja-Ella – Offenders Political Party Sri Lanka Podujana Peramuna)
- Stop transportation of Voters (Yatiantota - Offenders Political Party Samagi Janabalawegaya)
- Stop politicians attending ceremonial events during organized during Election

period (Weligama - Offenders Political Party Sri Lanka Podujana Peramuna)

- Stop pressurizing voters for voting for certain candidates during Election Day (Agalawatte - Offenders Political Party – Sri Lanka Podujana Peramuna)
- Stop Giving Incentives with Political Objectives (Panadura - Offenders Political Party - Sri Lanka Podujana Peramuna)
- Stop Religious activities organized to promote certain candidates (Anuradhapura – Offenders Political Party United National Party)
- Stop illegal political meetings organized during cooling period (Tissamaharama - Offenders Political Party – Sri Lanka Podujana Peramuna)
- Stop pressurizing voters for voting for certain candidates during Election Day (Yatiantota - Offenders Political Party – Sri Lanka Podujana Peramuna)

Recommendations

It has been found from this Parliamentary Election as well as from the Election history in Sri Lanka that misappropriation of public property is one of the most common violations of Election laws. During Election campaigning time, Election Commissioner emphasized that Article 104e of the Constitution could be used to prosecute public officials who fail to comply with the provisions issued by the Election Commission under the Election law. PAFFREL called on the Election Commission, the Attorney General's Department and the Sri Lanka Police to prosecute and punish Election law violators. It was emphasized that failure to prosecute the offenders leads to public distrust in the conduct of the Elections.

1. REGULATORY MEASURES FOR THE CANDIDATE/PARTY CAMPAIGN FINANCE

Advocate for the "Candidate Expenditure Limit Bill" which has already been drafted and now with the Legal Draftsman Department. This will contribute immensely for creating a level playing field for all candidates including women.

2. THE ELECTION COMMISSION TO ENSURE MEDIA COMPLIED WITH REQUIREMENTS FOR A LEVEL PLAYING FIELD FOR ALL CANDIDATES

Chairman of the Election Commission should exercise its powers under the

Article 104 B of the constitution and the Parliamentary Election Act No. 1 of 1981 (as amended by Act No. 58 of 2009) to issue guidelines for media institutions to question the behavior of the media institutions both State and Private and take action against the violators. The Media Ministry and the Telecommunication Regulatory Commission should be held responsible for monitoring electronic/ print media and social media respectfully and take legal action against the violators.

3. ENACT MEASURES TO REGULATE ONLINE MEDIA DURING ELECTIONS

Another legal vacuum is the lack of a legal and policy framework to govern the use of online media in elections. In the Media Guidelines issued by the EC, there is a provision which provides that the same guidelines shall be applicable to administrators of social media sites and their users. This is a vague provision which can be used to overextend the coverage of the guideline, to private users and not just to state/public media. Given the critical role online media has played in Sri Lanka's most recent elections, the EC, in partnership with all interested groups, should develop and enact measures to regulate online media during elections. This should be a separate document from the document/guideline for State/public media. It is

further recommended to include in the passage of the campaign finance law, a provision to include the online expenses of political parties and nominees their online expenses. However, such regulations should be crafted in a manner that they do not impinge upon the fundamental human rights of online and social media users.

4. ADVANCE VOTING SYSTEM

Sri Lanka has not yet addressed the issue of enabling the migrant workforce; inmates of hospitals and remand prisons, security personnel in the private sector, and those who are required to man essential services on Election Day, diplomatic personnel and those who are temporary domicile abroad to exercise their franchise. The total number thus deprived would be close to two million voters, a very significant number. The Election Commission has to prioritise remedial action urgently as the issue impacts on democratic and credible elections.

5. SELECTION OF POLLING/VOTING CENTRES:

- a. Accessibility to persons with physical disabilities.
- b. Selection of venues which are easily accessible to the voter, as polling centres. (either on foot or by public transport without hardship)

6. IDENTIFICATION DOCUMENT

Issue one time voter identification document for those who cannot obtain National Identity Card due to some reason.

7. ONE TIME IDENTIFICATION FOR DISABLE PERSONS

Onetime identification for the disable persons, who could provide that to receive approved assistance when entering the Polling Station.

8. DISSIMINATION OF ELECTION RELATED INFORMATION TO DEAF AND BLIND PERSONS

Accessibility is a key issue in terms of political participation, both with regards to access to information about parties and their programs, and the day of an election itself. There is no interpretation provided on private television news or during political debates, preventing persons with deaf / blindness from making informed decisions. As a consequence, persons with deaf / blindness have access to limited political information. There need to be a way to provide information to deaf / blind people who are eligible to vote.

9. VOTER REGISTRATION PROCESS FOR PERSONS WITH DISABILITIES

The first step in the voting process is registration. This requires all offices that provide public assistance or state-funded programs that primarily serve persons with disabilities to provide the opportunity to register to vote. By identifying disabilities during the voter registration process can facilitate the required services to facilitate user friendly mechanism to exercise their franchise.

10. FACILITY FOR THE VISUALLY IMPAIRED

Voting ballots are often inaccessible. Where they are accessible, persons with blindness do not always have access to the right support to be able to vote. Since nearly 400,000 voters of Sri Lanka are visually impaired, it is proposed that the Elections Commission explore the use of simplified user friendly mechanism to exercise their franchise.

11. VOTER EDUCATION

There are certain districts which show high rate of rejected votes continuously,

which highlights the need of a well-planned Voter Education program.

12. LIMIT THE NUMBER OF CANDIDATES IN AN ELECTION

At this Parliamentary Election 7,452 candidates contested; 3,652 from 40 political parties and 3,800 from 313 Independent groups. This has led to very long ballot papers in some districts, which has sometimes confused the voters and costs lot of public funds for printing ballot papers etc. Some criteria need to be introduced by the Election Commission for selecting genuine groups to give nominations.

13. AMEND THE LAWS ON REGISTRATION OF POLITICAL PARTIES

There are 70 registered political parties in Sri Lanka, and many more are likely to seek registration. However, at least 50% of them do not contest elections and some are just one person parties.

14. REVISION OF ELECTION LAWS AND FINES

Offences in connection with all elections are mentioned in Ceylon Penal Code and in Parliamentary Acts. Offences are common to all elections. It is suggested to review the Election laws and fines as appropriate in the present context.

15. TRANSPARENT AND EFFECTIVE ELECTION DISPUTE RESOLUTION UNIT

Citizen's participation is extremely important to conduct Free and Fair Election. All citizens are requested to report any violation of election law, misconduct or illegal activity to the Election Dispute Resolution Unit established at the Election Commission, represented by the Independent Election

Observing Organizations. A transparent and effective Dissolution unit will build the trust of the general public to participate at observing elections and report the illegal activities.

16. MORE POWERS FOR THE ELECTION COMMISSION

Election Commission may be granted legal provisions to take legal action against the persons who violate the Election Laws.

17. WOMEN'S QUOTA FOR PROVINCIAL COUNCILS

The amendments to the Local Government Act in 2017 increased women's participation by closer to 25% in the local authorities. The amendment was an effort to ensure a quota of representation for women in politics. This may be continued also for Provincial Councils by amending Provincial Council Act, until there is an environment where there can be a fair representation of Women in politics.

18. AVOID RELIGIOUS PLACES

Policy decision to be taken to avoid the places of religious worship as polling centres.

Annex 1

Total Violations reported during Pre – Election Period

Label	Type of Violation	Confirmed	Unconfirmed	Sub Total
1	Murders	0	0	0
2	Grievous Assaults	9	2	11
3	Assaults	27	3	30
4	Abductions	0	0	0
5	Attacks with Explosives	0	0	0
6	Shootings	0	1	1
7	Threats & Intimidation using Firearms	0	1	1
8	Damage to Immovable Property	3	0	3
9	Damage to Movable Property	5	1	6
10	Intimidation & Threats	17	6	23
11	Attacks on Political Party/ Candidate Offices	9	0	9
Acts of Violence		70	14	84
12	Misuse of state property	15	11	26
13	Use of State Vehicles for Election Campaign Purposes	12	6	18
14	Attempts/ influencing State Officials	6	2	8
15	Appointments, Transfers & Promotions for State Officials targeting the Election	5	6	11
16	Use of State Officials & Security Sources for Election Campaign Purposes	14	7	21
16-1	Provide government aid in political gain	28	17	45
Abuse of State Power, Resources & Employees		80	49	129
17	Destruction, Sabotage decorations, posters and cutouts of political parties	1	0	1
18	Disrupting campaign activities of opponents	3	1	4
19	Carrying out illegal election propaganda	1232	89	1321
20	Threatening & Disrupting Work of Election Monitors	0	0	0
21	State Officers acting in Favor of Political Parties & in Breach of Official Duties	21	8	29
22	Carrying out Unlawful Meetings & Processions	15	4	19
23	Maintaining Illegal Party Offices	5	2	7
24	Giving Incentives with Political Objectives	183	45	228
25	Using Vehicles without Number Plates	0	0	0
26	Favoritism & Misuse of State & other Media	2	1	3
27	Attempts to Influence/ Influencing by Security Sources & State Officials	1	0	1
28	Spreading of fake news	2	1	3
29	Carrying out Election Campaign Activities Harassing & Inconveniencing the General Public	13	5	18
30	Intimidating Voters	2	0	2
31	Irregularities relating to Ballot Papers	1	0	1
32	Transportation of voters	0	0	0
33	Giving incentives to voters on Election Day	3	2	5
34	Obstructing election officials and activities	1	0	1
35	Assaulting voters/ using force to turn voters away from polling station	0	0	0
36	Casting votes illegally/ attempts to impersonate	0	0	0
37	Other Incidents	27	14	41
Violation of Election Laws		1512	172	1684
38	Violation of medical rules during campaigns	331	27	358
39	Violation of medical rules at polling stations	2	0	2
Violation of Medical Regulations		333	27	360
TOTAL		1995	262	2257

Source: PAFFREL Complaints Unit

Annex 2

Total Violations reported during Cooling Period

Label	Type of Violation	Confirmed	Unconfirmed	Sub Total
1	Murders	0	0	0
2	Grievous Assaults	3	0	3
3	Assaults	1	1	2
4	Abductions	0	1	1
5	Attacks with Explosives	0	0	0
6	Shootings	0	0	0
7	Threats & Intimidation using Firearms	0	0	0
8	Damage to Immovable Property	0	0	0
9	Damage to Movable Property	0	0	0
10	Intimidation & Threats	0	0	0
11	Attacks on Political Party/ Candidate Offices	1	0	1
Acts of Violence		5	2	7
12	Misuse of state property	0	0	0
13	Use of State Vehicles for Election Campaign Purposes	1	0	1
14	Attempts/ influencing State Officials	0	0	0
15	Appointments, Transfers & Promotions for State Officials targeting the Election	0	0	0
16	Use of State Officials & Security Sources for Election Campaign Purposes	1	0	1
16-1	Provide government aid in political gain	0	0	0
Abuse of State Power, Resources & Employees		2	0	2
20	Threatening & Disrupting Work of Election Monitors	0	0	0
21	State Officers acting in Favor of Political Parties & in Breach of Official Duties	0	0	0
22	Carrying out Unlawful Meetings & Processions	7	7	14
23	Maintaining Illegal Party Offices	1	0	1
24	Giving Incentives with Political Objectives	22	6	28
25	Using Vehicles without Number Plates	0	0	0
26	Favoritism & Misuse of State & other Media	0	0	0
27	Attempts to Influence/ Influencing by Security Sources & State Officials	0	0	0
28	Spreading of fake news	0	0	0
29	Carrying out Election Campaign Activities Harassing & Inconveniencing the General Public	0	1	1
30	Intimidating Voters	0	0	0
31	Irregularities relating to Ballot Papers	1	0	1
32	Transportation of voters	0	0	0
33	Giving incentives to voters on Election Day	1	0	1
34	Obstructing election officials and activities	0	0	0
35	Assaulting voters/ using force to turn voters away from polling station	0	0	0
36	Casting votes illegally/ attempts to impersonate	0	0	0
37	Other Incidents	2	4	6
Violation of Election Laws		143	25	168
38	Violation of medical rules during campaigns	4	1	5
39	Violation of medical rules at polling stations	0	0	0
Violation of Medical Regulations		4	1	5
TOTAL		154	28	182

* During the above period, we have received 174 complaints/incidents in relation to 182 Electoral law / general law violations.

Source: PAFFREL Complaints Unit

Annex 3

Total Violations reported during the Election Day

Label	Type of Violation	Confirmed	Unconfirmed	Sub Total
1	Murders	0	0	0
2	Grievous Assaults	1	0	1
3	Assaults	2	0	2
4	Abductions	0	0	0
5	Attacks with Explosives	0	0	0
6	Shootings	0	0	0
7	Threats & Intimidation using Firearms	1	0	1
8	Damage to Immovable Property	0	0	0
9	Damage to Movable Property	1	1	2
10	Intimidation & Threats	3	0	3
11	Attacks on Political Party/ Candidate Offices	0	0	0
Acts of Violence		8	1	9
12	Misuse of state property	0	0	0
13	Use of State Vehicles for Election Campaign Purposes	0	0	0
14	Attempts/ influencing State Officials	0	0	0
15	Appointments, Transfers & Promotions for State Officials targeting the Election	0	0	0
16	Use of State Officials & Security Sources for Election Campaign Purposes	0	0	0
16-1	Provide government aid in political gain	0	0	0
Abuse of State Power, Resources & Employees		0	0	0
17	Destruction, Sabotage decorations, posters and cutouts of political parties	0	0	0
18	Disrupting campaign activities of opponents	0	0	0
19	Carrying out illegal election propaganda	58	22	80
20	Threatening & Disrupting Work of Election Monitors	0	0	0
21	State Officers acting in Favor of Political Parties & in Breach of Official Duties	0	0	0
22	Carrying out Unlawful Meetings & Processions	1	1	2
23	Maintaining Illegal Party Offices	0	0	0
24	Giving Incentives with Political Objectives	6	7	13
25	Using Vehicles without Number Plates	0	0	0
26	Favoritism & Misuse of State & other Media	0	0	0
27	Attempts to Influence/ Influencing by Security Sources & State Officials	0	0	0
28	Spreading of fake news	0	0	0
29	Carrying out Election Campaign Activities Harassing & Inconveniencing the General Public	1	5	6
30	Intimidating Voters	20	16	36
31	Irregularities relating to Ballot Papers	0	2	2
32	Transportation of voters	4	3	7
33	Giving incentives to voters on Election Day	0	4	4
34	Obstructing election officials and activities	2	0	2
35	Assaulting voters/ using force to turn voters away from polling station	0	1	1
36	Casting votes illegally/ attempts to impersonate	8	1	9
37	Other Incidents	11	15	26
Violation of Election Laws		111	77	188
38	Violation of medical rules during campaigns	1	1	2
39	Violation of Medical Regulations	1	4	5
Violation of Medical Regulations		2	5	7
TOTAL		121	83	204

* During the above period, PAFFREL has received 198 complaints/incidents in relation to 204 Electoral law / general law violations.

Source: PAFFREL Complaints Unit

Annex 4

Total Violations reported During Post – Election Period

Label	Type of Violation	Confirmed	Unconfirmed	Sub Total
1	Murders	0	0	0
2	Grievous Assaults	1	1	2
3	Assaults	6	0	6
4	Abductions	0	0	0
5	Attacks with Explosives	0	0	0
6	Shootings	0	0	0
7	Threats & Intimidation using Firearms	0	0	0
8	Damage to Immovable Property	0	0	0
9	Damage to Movable Property	0	0	0
10	Intimidation & Threats	5	0	5
11	Attacks on Political Party/ Candidate Offices	0	0	0
Acts of Violence		12	1	13
12	Misuse of state property	0	0	0
13	Use of State Vehicles for Election Campaign Purposes	0	0	0
14	Attempts/ influencing State Officials	0	0	0
15	Appointments, Transfers & Promotions for State Officials targeting the Election	0	0	0
16	Use of State Officials & Security Sources for Election Campaign Purposes	0	0	0
16-1	Provide government aid in political gain	0	0	0
Abuse of State Power, Resources & Employees		0	0	0
17	Destruction, Sabotage decorations, posters and cutouts of political parties	0	0	0
18	Disrupting campaign activities of opponents	0	0	0
19	Carrying out illegal election propaganda	1	1	2
20	Threatening & Disrupting Work of Election Monitors	0	0	0
21	State Officers acting in Favor of Political Parties & in Breach of Official Duties	0	0	0
22	Carrying out Unlawful Meetings & Processions	7	0	7
23	Maintaining Illegal Party Offices	0	0	0
24	Giving Incentives with Political Objectives	0	0	0
25	Using Vehicles without Number Plates	0	0	0
26	Favoritism & Misuse of State & other Media	0	0	0
27	Attempts to Influence/ Influencing by Security Sources & State Officials	0	0	0
28	Spreading of fake news	0	0	0
29	Carrying out Election Campaign Activities Harassing & Inconveniencing the General Public	1	0	1
30	Intimidating Voters	0	0	0
31	Irregularities relating to Ballot Papers	0	0	0
32	Transportation of voters	0	0	0
33	Giving incentives to voters on Election Day	0	0	0
34	Obstructing election officials and activities	0	0	0
35	Assaulting voters/ using force to turn voters away from polling station	0	0	0
36	Casting votes illegally/ attempts to impersonate	0	0	0
37	Other Incidents	3	1	4
Violation of Election Laws		12	2	14
Violation of Medical Regulations		0	0	0
TOTAL		24	3	27

* During the above period, we have received 24 complaints/incidents in relation to 27 Electoral law / general law violations.

Source: PAFFREL Complaints Unit

Annex 5

List of Political propaganda using religious observances.

- Candidate Chamara Sampath distributed dry rations at the community hall of Weerakongama Temple.
- Candidate Murugesu Paranidaran has addressed the people at the Degalasawatta Kovil in Yatiyantota.
- Sanath Nishantha Perera has donated 100 bags of cement to Ralapanawa Temple in Anamaduwa.
- Candidates Dr. Jeevaka Bandara and Dr. D. L. Wickramasinghe have been promoted in the form of a Dhamma Discourse at the Haramitigala Ancient Temple, Arambegama, Pilimatalawa.
- Roshan Awantha has arranged disinfecting Arandara Purana Maha Vishnu Devalaya and sterilized tanks had been affixed with stickers with his image on them.
- Conducting an Ayurvedic clinic at the Thelwatta temple premises under the leadership of Mr. Nuwan Preethikumara, a candidate of the People's Front.
- Mr. Janaka Nanda Kumara has given Rs. 50,000 to the Chief Incumbent of the Thiru Vegama Temple for the development of the temple.
- Mr. Priyantha Pathirana has given a letter to the public servants who were participating in a Pirith chanting held at the Surulu Maha Muniyawa Temple and has asked them to cast their postal votes in it.
- Mr. Anuradha Jayaratne visited the Sri Muthumari Amman Kovil at Del Thota High Estate and held a meeting there.
- Distribution of dry rations at the Devalaya behind the Atabagaskada Temple on Mamaduwa Road by Janaka Nanda Kumara, a candidate of the People's Alliance.
- A meeting was held at the Udugama Sri Sasanalankara Viharaya in Galle under the patronage of Mr. Vajira Abeywardena and a ration bag was distributed to the people present.
- Under the leadership of G. G. Chandrasena and Jagath Samarawickrema of the People's Alliance, the monks had prepared to donate Rs. 5,000 to 700 kidney patients at the Medirigiriya Pachchimaramaya Temple.
- Upul Mahendra Rajapaksa was scheduled to hold a political meeting under the patronage of the President at the Warana Raja Maha Viharaya in the Attanagalla electorate.
- Mr. Mahinda Amaraweera's election campaign has been indirectly promoted during the cooling period period by Pirith recitation Program at the Tissamaharama Rajamaha Viharaya.
- Displaying of preferential numbers in a vehicle bearing number GZ - 3440, PH - 1843, chanting pirith in Belliatta.
- Name and Preferential number was displayed in Veherapitiya Pirivana, behind the Godawela polling station.
- Discussion with devotees has held promoting SLPP candidates at the Nandanawana temple in the Pelawatta area in Meegahatenna, with the participation of the SLPP candidate.

- A group of supporters of the People's Front candidate SM Chandrasena have distributed a pamphlet during the election campaign that Bodhi Pooja would be held at the Aluthwewa Sri Bodhirukkarama Maha Viharaya and the President and Prime Minister were scheduled to attend the opening of a Buddha Mandiraya at the invitation of Mr. SM Chandrasena.
- A group of supporters of Janaka Nanda Kumara, the candidate of the People's Alliance (PA) has distributed a letter signed by the Chief Incumbent of the Madukanda Viharaya in the Mamaduwa area,
- UNP candidate Mervyn Silva's Weera Dutugemunu organization has organized a milk rice distribution ceremony at Ruwanweli Maha Seya on August 03 at 9.00 am and a religious activity at the central courtyard of Mihintale on August 04 at 9.00 am and invited his party members to participate.
- On 30.07.2020, Johnston Fernando, the candidate of the People's Front in the Kurunegala District has arranged distribution of food through the monks at Nikaweratiya Kota Vehera Ambala Sri Punyarathana Purana Viharaya.

Annex 6

List of Partners

No	District	Organization
1	Colombo	YMMA - All Ceylon Young Mens' Muslim Association Conference
		YMCA - The National Council of the YMCAs of Sri Lanka
		SLFRD - Sri Lanka Foundation for the Rehabilitation of the Disabled
2	Gampaha	Shramabhimani Kendraya
3	Kalutara	Asia Lanka Social Development Co-operation (ALSDC)
4	Kandy	Samadana/M
		WDC - Women's Development Centre
5	Matale	Parisarika ha Praja Sanwardana Sangamaya
6	Nuwara Eliya	Centre for Social Concern
7	Galle	Galle Citizen Committee
		Foundation for Co-operation of Development of Community (Praja Sanwardhana Sahayogitha Padanama)
8	Matara	Mahasen Foundation
9	Hambantota	Ahinsawadi Kriyadarayange Samadana Sanvidhanaya
10	Jaffna	CARITAS - JAFFNA - HUDEC
		CCDM - Center for Community Development Movement
		University Employees' Union
11	Kilinochchi	CARITAS - VANNI - HUDEC
		CCDM - Center for Community Development Movement
12	Mannar	CARITAS - MANNAR - VALVUTHAYAM
13	Vavuniya	CARITAS - MANNAR - VALVUTHAYAM
14	Mullaitive	YMCA - Young Men's Christian Association - Mullaitivu
15	Digamadulla	Social Envo Vision Organization
		Eastern Diriya Women Forum (Negenahira Diriya Kantha Padanama)
16	Batticaloa	CARITAS BATTICALOA - EHED
		YMCA - The Young Men's Christian Association of Batticaloa
17	Trincomalee	CARITAS TRINCOMALEE - EHED
18	Kurunegala	Kurunegala Human Rights Organization
		Lanka Co-operation Development Foundation (Lanka Sahayogitha Sanwardhana Padanama)
19	Puttalam	Child Vision - UNHCR
		CARITAS Chilaw - Janasaviya SEDEC
20	Anuradhapura	Anuradhapura District Citizen Committee
		Samasevaya (Talawa)
21	Polonnaruwa	Polonnaruwa District Citizen Committee
22	Badulla	Rural Economical Development Foundation
23	Monaragala	Inter Religious Citizens Forum - Monaragala (Anthar Agamika Purawesi Sansadaya - Monaragala)
24	Ratnapura	Organization to Safeguard Democratic and Human Rights
25	Kegalle	Organization for Protection Human Rights and Peace

Annex 7

List of Donors

European Union (OCEAN)

Foundation to Promote Open Society (FPOS)

The Embassy of Japan The Norwegian Ministry of Foreign Affairs (NMFA)

Canadian Fund for Local Initiatives (CFLI)

National Democratic Institute (NDI)

United Nations Democracy Fund (UNDEF)

United Nations Office for Project Services (UNOPS)

International Institute for Democracy and Electoral Assistance (IDEA)

Foundation to Promote Open Society (FPOS-2018/2020)

Annex 8

Expenditure Statement

Statement of Accounts (Unaudited) for Observing and Monitoring the Conduct of Parliamentary Election, Held on 05th August 2020

Expenses - Election Monitoring	Amounts Spent (LKR)
Training of Stationary Postal, & Mobile Observers	6,327,309.72
Training of Vote Counting Observers	1,208,380.00
Procure relevant personal hygiene items	5,847,807.50
Voter Education campaign	8,159,403.44
Develop & print health guidelines book	1,813,733.00
Temporary Hired Boarding Place	146,652.00
Sepecial Mobile Teams	952,457.00
Salaries & allowances of the Project staff	9,036,603.80
Mobile observation vehicle charges	2,580,121.20
Tools for observers	4,175,475.75
Honorarium for vote counting observers	1,182,000.00
Honorarium for stationary, mobile & postal observers	9,438,500.00
Review meetings	1,127,851.38
Function of complaints receiving & Intervention unit	901,488.00
Preliminary meeting with District level organisation	139,702.50
Travel, Refreshment & other expenses of the project staff	1,214,643.76
Travel & Perdiem	1,295,495.07
Contractual Services	193,961.00
Auditing & Bank Charges	682,000.00
Administration Expenses	2,957,512.40
Equipment Purchaces	905,450.00
Staff Training and Orientation	131,100.00
Training of Long Term observers and District APOU Coordinators	1,402,230.16
"TOT workshop for observer trainers & Field Coordinators who works as observer training"	1,176,499.69
Deployment of LTOs and District APOU Coordinators	5,810,000.00
Printing of Election Law Observer's Manual booklets	530,934.00
Printing of voter education booklet in two languages	441,521.50
Deployment of District Coordinators(30), Field Coordinators(26	3,736,605.00
Printing of Information book	65,625.00
Conducting Press Conference	71,145.00
Devoloping a centerlized database in PAFFREL	1,757,329.82
Conducting 2 trainings for 40 attorneys	146,714.50
Per diem for attorneys	434,500.00
Support the existing initiatives of online community partners tracking hate speech during the next Parliamentary Election Cycle in Sri Lanka	700,000.00
Temporary hired boarding place	600,000.00
Total Expenses	77,290,752.19

Name of the Donor	Funds Received only for the Expenses of Observing & Monitoring the Parliamentary Election 2020 (LKR)	Total Expenses (LKR)
European Union (OCEAN)	648,562.00	648,562.00
Foundation to Promote Open Society (FPOS)	2,250,000.00	2,250,000.00
The Embassy of Japan	7,599,579.80	7,599,579.80
The Norwegian Ministry of Foreign Affairs (NMFA)	5,894,462.50	5,894,462.50
Canadian Fund for Local Initiatives (CFLI)	1,644,536.00	1,644,536.00
National Democratic Institute (NDI)	40,720,102.45	40,720,102.45
United Nations Democracy Fund (UNDEF)	8,317,544.40	8,317,544.40
United Nations Office for Project Services (UNOPS)	700,000.00	700,000.00
USAID Grant through Management System International, Inc(MSI) Project /International Institute for Democracy and Electoral Assistance (IDEA)	6,605,847.35	6,605,847.35
Foundation to Promote Open Society (FPOS-2018/2020)	2,910,117.69	2,910,117.69
Total	77,290,752.19	77,290,752.19

E.& O.E

Annex 9

Full Result Sheet

8/6/2020



ELECTION COMMISSION OF SRI LANKA
Parliament Election 2020
 Seat Allocation by Party
 Electoral District - 01-Colombo

SJP

#	Name of the Party	Party Abbreviation	Votes Received	Vote Percentage	Seat Count
1	Sri Lanka Podujana Peramuna	SLPP	674,603	57.04%	12
2	Samagi Jana Balawegaya	SJB	387,145	32.73%	6
3	Jathika Jana Balawegaya	JJB	67,600	5.72%	1
4	United National Party	UNP	30,875	2.61%	0
5	Jathika Sangwardhena Peramuna	JSWP	2,343	0.20%	0
6	Colombo-Independent group 7	IND07_D01	1,921	0.16%	0
7	Colombo-Independent group 17	IND17_D01	1,627	0.14%	0
8	Colombo-Independent group 2	IND02_D01	1,204	0.10%	0
9	Colombo-Independent group 19	IND19_D01	1,181	0.10%	0
10	Frontline Socialist Party	FSP	1,085	0.09%	0
11	Colombo-Independent group 8	IND08_D01	896	0.08%	0
12	National Peoples Party	NPP	884	0.07%	0
13	The Liberal Party	LP	800	0.07%	0
14	Colombo-Independent group 10	IND10_D01	698	0.06%	0
15	United Left Front	ULF	678	0.06%	0
16	Colombo-Independent group 11	IND11_D01	652	0.06%	0
17	Socialist Party of Sri Lanka	SPS	642	0.05%	0
18	Colombo-Independent group 13	IND13_D01	618	0.05%	0
19	Colombo-Independent group 15	IND15_D01	583	0.05%	0
20	Sinhaladeepa Jathika Peramuna	SJP	515	0.04%	0
21	Colombo-Independent group 24	IND24_D01	482	0.04%	0
22	Democratic United National Front	DUNF	471	0.04%	0
23	Colombo-Independent group 5	IND05_D01	463	0.04%	0
24	Jana Setha Peramuna	JSP	421	0.04%	0
25	Colombo-Independent group 1	IND01_D01	396	0.03%	0
26	United Socialist Party	USP	342	0.03%	0
27	Colombo-Independent group 3	IND03_D01	323	0.03%	0
28	Colombo-Independent group 25	IND25_D01	310	0.03%	0
29	Socialist Equality Party	SEP	303	0.03%	0
30	Colombo-Independent group 4	IND04_D01	300	0.03%	0
31	Colombo-Independent group 26	IND26_D01	297	0.03%	0
32	Nawa Sihala Urumaya	NSU	294	0.02%	0
33	Colombo-Independent group 9	IND09_D01	291	0.02%	0
34	Colombo-Independent group 20	IND20_D01	275	0.02%	0
35	Colombo-Independent group 6	IND06_D01	265	0.02%	0
36	Colombo-Independent group 21	IND21_D01	240	0.02%	0
37	Colombo-Independent group 12	IND12_D01	215	0.02%	0
38	Colombo-Independent group 22	IND22_D01	168	0.01%	0
39	Colombo-Independent group 18	IND18_D01	150	0.01%	0
40	Colombo-Independent group 14	IND14_D01	86	0.01%	0
41	Colombo-Independent group 16	IND16_D01	78	0.01%	0
42	Colombo-Independent group 23	IND23_D01	56	0.00%	0
Total Valid Votes			1,182,776	69.20%	
Rejected Votes			81,034	4.74%	
Total Polled			1,263,810	73.94%	
Registered No. of Electors			1,709,209		
Time			23:16:04 PM		
Date			06/08/2020		

Generated by: s.j.stalin

Generated at: 2020-08-06 23:24:19



8/6/2020

S. Ratnajeevan H. Hoole
 PROF. S. RATNAJEEVAN H. HOOLE
 Member
 Election Commission

8/6/2020



ELECTION COMMISSION OF SRI LANKA
Parliament Election 2020
 Seat Allocation by Party
 Electoral District - 02-Gampaha

203

#	Name of the Party	Party Abbreviation	Votes Received	Vote Percentage	Seat Count
1	Sri Lanka Podujana Peramuna	SLPP	807,896	65.76%	13
2	Samagi Jana Balawegaya	SJB	285,809	23.27%	4
3	Jathika Jana Balawegaya	JJB	61,833	5.03%	1
4	United National Party	UNP	28,282	2.30%	0
5	Our Power of People Party	OPPP	21,627	1.76%	0
6	Gampaha-Independent Group 4	IND04_D02	5,670	0.46%	0
7	Jathika Sangwardhena Peramuna	JSWP	4,049	0.33%	0
8	Gampaha-Independent Group 9	IND09_D02	1,791	0.15%	0
9	Frontline Socialist Party	FSP	1,534	0.12%	0
10	Socialist Party of Sri Lanka	SPS	1,175	0.10%	0
11	Gampaha-Independent Group 18	IND18_D02	945	0.08%	0
12	Jana Setha Peramuna	JSP	892	0.07%	0
13	Gampaha-Independent Group 11	IND11_D02	678	0.06%	0
14	Gampaha-Independent Group 13	IND13_D02	560	0.05%	0
15	Sri Lanka Labour Party	SLLP	557	0.05%	0
16	Democratic United National Front	DUNF	539	0.04%	0
17	National Democratic Front	NDF	537	0.04%	0
18	Gampaha-Independent Group 3	IND03_D02	528	0.04%	0
19	Sinhaladeepa Jathika Peramuna	SJP	470	0.04%	0
20	Maubima Janatha Pakshaya	MJP	394	0.03%	0
21	Gampaha-Independent Group 15	IND15_D02	353	0.03%	0
22	Nawa Sihala Urumaya	NSU	264	0.02%	0
23	Gampaha-Independent Group 14	IND14_D02	264	0.02%	0
24	Gampaha-Independent Group 17	IND17_D02	248	0.02%	0
25	Gampaha-Independent Group 12	IND12_D02	238	0.02%	0
26	Gampaha-Independent Group 6	IND06_D02	221	0.02%	0
27	Gampaha-Independent Group 5	IND05_D02	203	0.02%	0
28	Gampaha-Independent Group 10	IND10_D02	179	0.01%	0
29	Gampaha-Independent Group 2	IND02_D02	170	0.01%	0
30	Gampaha-Independent Group 1	IND01_D02	169	0.01%	0
31	Gampaha-Independent Group 16	IND16_D02	160	0.01%	0
32	Gampaha-Independent Group 7	IND07_D02	156	0.01%	0
33	Gampaha-Independent Group 8	IND08_D02	83	0.01%	0

Total Valid Votes	1,228,474	68.78%
Rejected Votes	75,509	4.23%
Total Polled	1,303,983	73.01%
Registered No. of Electors	1,785,964	
Time	23:25:38 PM	
Date	06/08/2020	

PROF. S. RATNAJEEVAN H. HOOLE
 Member
 Election Commission

0040 hours
 2020/08/07.

Generated by: s.j.stalin

Generated at: 2020-08-06 23:44:47



000000489791

1 of 1

8/6/2020



ELECTION COMMISSION OF SRI LANKA
Parliament Election 2020
 Seat Allocation by Party
 Electoral District - 03-Kalutara

187 I

#	Name of the Party	Party Abbreviation	Votes Received	Vote Percentage	Seat Count
1	Sri Lanka Podujana Peramuna	SLPP	448,699	64.08%	8
2	Samagi Jana Balawegaya	SJB	171,988	24.56%	2
3	Jathika Jana Balawegaya	JJB	33,434	4.77%	0
4	United National Party	UNP	16,485	2.35%	0
5	Sri Lanka Freedom Party	SLFP	10,979	1.57%	0
6	Kaluthara-Independent Group 1	IND01_D03	6,207	0.89%	0
7	Kaluthara-Independent Group 5	IND05_D03	4,489	0.64%	0
8	Frontline Socialist Party	FSP	1,334	0.19%	0
9	Jathika Sangwardhena Peramuna	JSWP	1,132	0.16%	0
10	Kaluthara-Independent Group 12	IND12_D03	890	0.13%	0
11	United Socialist Party	USP	677	0.10%	0
12	Kaluthara-Independent Group 2	IND02_D03	651	0.09%	0
13	Socialist Party of Sri Lanka	SPS	561	0.08%	0
14	Democratic United National Front	DUNF	518	0.07%	0
15	Sinhaladeepa Jathika Peramuna	SJP	430	0.06%	0
16	Kaluthara-Independent Group 13	IND13_D03	387	0.06%	0
17	Kaluthara-Independent Group 3	IND03_D03	279	0.04%	0
18	Kaluthara-Independent Group 4	IND04_D03	231	0.03%	0
19	Kaluthara-Independent Group 7	IND07_D03	203	0.03%	0
20	Kaluthara-Independent Group 8	IND08_D03	189	0.03%	0
21	Kaluthara-Independent Group 10	IND10_D03	154	0.02%	0
22	Kaluthara-Independent Group 9	IND09_D03	134	0.02%	0
23	Kaluthara-Independent Group 11	IND11_D03	126	0.02%	0
24	Kaluthara-Independent Group 6	IND06_D03	79	0.01%	0
Total Valid Votes			700,256	72.02%	
Rejected Votes			46,415	4.77%	
Total Polled			746,671	76.79%	
Registered No. of Electors			972,319		
Time			20:27:48 PM		
Date			06/08/2020		

S. R. N. Hoole
 PROF. S. RATNAJEEVAN H. HOOLE
 Member
 Election Commission

2323hy
 60

Generated by: s.j.stalin

Generated at: 2020-08-06 20:58:22



0000000442827

1 of 1

8/6/2020



ELECTION COMMISSION OF SRI LANKA
Parliament Election 2020
 Seat Allocation by Party
 Electoral District - 04-Mahanuwara

501/11

#	Name of the Party	Party Abbreviation	Votes Received	Vote Percentage	Seat Count
1	Sri Lanka Podujana Peramuna	SLPP	477,446	58.76%	8
2	Samagi Jana Balawegaya	SJB	234,523	28.86%	4
3	Mahanuwara-Independent Group 1	IND01_D04	25,797	3.17%	0
4	Jathika Jana Balawegaya	JJB	22,997	2.83%	0
5	United National Party	UNP	19,012	2.34%	0
6	Mahanuwara-Independent Group 11	IND11_D04	13,674	1.68%	0
7	Our Power of People Party	OPPP	7,288	0.90%	0
8	Jathika Sangwardhena Peramuna	JSWP	2,012	0.25%	0
9	Jana Setha Peramuna	JSP	906	0.11%	0
10	Mahanuwara-Independent Group 6	IND06_D04	900	0.11%	0
11	Socialist Party of Sri Lanka	SPS	875	0.11%	0
12	Mahanuwara-Independent Group 2	IND02_D04	762	0.09%	0
13	Frontline Socialist Party	FSP	688	0.08%	0
14	National Peoples Party	NPP	612	0.08%	0
15	National Democratic Front	NDF	579	0.07%	0
16	Mahanuwara-Independent Group 10	IND10_D04	535	0.07%	0
17	Sinhaladeepa Jathika Peramuna	SJP	522	0.06%	0
18	Sri Lanka Labour Party	SLLP	486	0.06%	0
19	Okkoma Wasiyo Okkoma Rajawaru Sanvidanaya	OWORS	426	0.05%	0
20	Mahanuwara-Independent Group 12	IND12_D04	424	0.05%	0
21	Nawa Sihala Urumaya	NSU	399	0.05%	0
22	Mahanuwara-Independent Group 7	IND07_D04	336	0.04%	0
23	Democratic United National Front	DUNF	319	0.04%	0
24	Mahanuwara-Independent Group 3	IND03_D04	253	0.03%	0
25	Maubima Janatha Pakshaya	MJP	203	0.02%	0
26	Mahanuwara-Independent Group 9	IND09_D04	171	0.02%	0
27	Mahanuwara-Independent Group 5	IND05_D04	168	0.02%	0
28	Mahanuwara-Independent Group 8	IND08_D04	139	0.02%	0
29	Mahanuwara-Independent Group 4	IND04_D04	126	0.02%	0

Total Valid Votes	812,578	71.97%
Rejected Votes	57,091	5.06%
Total Polled	869,669	77.02%
Registered No. of Electors	1,129,100	
Time	22:21:42 PM	
Date	06/08/2020	

S. Ratnajeevan H. Hoole
 PROF. S. RATNAJEEVAN H. HOOLE
 Member
 Election Commission

0027 hours
 2020/08/07

Generated by: a.m.a.p.abeyasingha Generated at: 2020-08-06 22:47:06



000000470326

1 of 1

8/6/2020



OFFICIAL RESULTS

ELECTION COMMISSION OF SRI LANKA
Parliament Election 2020
Seat Allocation by Party
Electoral District - 05-Matale

170-(1)

#	Name of the Party	Party Abbreviation	Votes Received	Vote Percentage	Seat Count
1	Sri Lanka Podujana Peramuna	SLPP	188,779	65.53%	4
2	Samagi Jana Balawegaya	SJB	73,955	25.67%	1
3	Jathika Jana Balawegaya	JJB	7,542	2.62%	0
4	United National Party	UNP	6,592	2.29%	0
5	Our Power of People Party	OPPP	3,984	1.38%	0
6	Matale-Independent Group 3	IND03_D05	2,904	1.01%	0
7	Matale-Independent Group 10	IND10_D05	448	0.16%	0
8	Matale-Independent Group 5	IND05_D05	428	0.15%	0
9	Matale-Independent Group 6	IND06_D05	359	0.12%	0
10	Socialist Party of Sri Lanka	SPS	348	0.12%	0
11	Matale-Independent Group 7	IND07_D05	330	0.11%	0
12	Jana Setha Peramuna	JSP	308	0.11%	0
13	Sinhaladeepa Jathika Peramuna	SJP	306	0.11%	0
14	Frontline Socialist Party	FSP	278	0.10%	0
15	Matale-Independent Group 8	IND08_D05	239	0.08%	0
16	Sri Lanka Labour Party	SLLP	225	0.08%	0
17	Matale-Independent Group 1	IND01_D05	198	0.07%	0
18	Democratic United National Front	DUNF	182	0.06%	0
19	The Liberal Party	LP	171	0.06%	0
20	National Peoples Party	NPP	152	0.05%	0
21	Matale-Independent Group 2	IND02_D05	125	0.04%	0
22	Matale-Independent Group 9	IND09_D05	123	0.04%	0
23	Matale-Independent Group 4	IND04_D05	97	0.03%	0

Total Valid Votes	288,073	70.68%
Rejected Votes	24,503	6.01%
Total Polled	312,576	76.69%
Registered No. of Electors	407,569	
Time	18:56:59 PM	
Date	06/08/2020	

PROF. S. RATNAJEEVAN H. HOOLE
Member
Election Commission

2025 hny
2025 Cm

Generated by: a.m.a.p.abeyasingha Generated at: 2020-08-06 20:39:25



000000420465

1 of 1


8/6/2020



DEPARTMENT OF ELECTIONS
Parliament Election 2020
 Seat Allocation by Party
 Electoral District - 06-Nuwaraeliya

169

#	Name of the Party	Party Abbreviation	Votes Received	Vote Percentage	Seat Count
1	Sri Lanka Podujana Peramuna	SLPP	230,389	54.47%	5
2	Samagi Jana Balawegaya	SJB	132,008	31.21%	3
3	Nuwaraeliya-Independent Group 1	IND01_D06	17,107	4.04%	0
4	United National Party	UNP	12,974	3.07%	0
5	Sri Lanka Freedom Party	SLFP	6,227	1.47%	0
6	Jathika Jana Balawegaya	JJB	5,043	1.19%	0
7	Nuwaraeliya-Independent Group 8	IND08_D06	3,878	0.92%	0
8	Nuwaraeliya-Independent Group 10	IND10_D06	3,466	0.82%	0
9	New Democratic Front	NEWDF	2,156	0.51%	0
10	Nuwaraeliya-Independent Group 4	IND04_D06	1,577	0.37%	0
11	Nuwaraeliya-Independent Group 2	IND02_D06	1,300	0.31%	0
12	Nuwaraeliya-Independent Group 6	IND06_D06	975	0.23%	0
13	Our Power of People Party	OPPP	916	0.22%	0
14	Socialist Party of Sri Lanka	SPS	706	0.17%	0
15	Nuwaraeliya-Independent Group 12	IND12_D06	626	0.15%	0
16	Sri Lanka Labour Party	SLLP	534	0.13%	0
17	Frontline Socialist Party	FSP	517	0.12%	0
18	Nuwaraeliya-Independent Group 3	IND03_D06	454	0.11%	0
19	Jana Setha Peramuna	JSP	449	0.11%	0
20	Nuwaraeliya-Independent Group 7	IND07_D06	340	0.08%	0
21	Socialist Equality Party	SEP	331	0.08%	0
22	Nuwaraeliya-Independent Group 13	IND13_D06	304	0.07%	0
23	Nuwaraeliya-Independent Group 11	IND11_D06	282	0.07%	0
24	Nuwaraeliya-Independent Group 5	IND05_D06	281	0.07%	0
25	Nuwaraeliya-Independent Group 9	IND09_D06	137	0.03%	0
Total Valid Votes			422,977	73.22%	
Rejected Votes			42,048	7.28%	
Total Polled			465,025	80.49%	
Registered No. of Electors			577,717		
Time			18:23:30 PM		
Date			06/08/2020		


 N. J. ABEYSEKERE PC
 Member
 Election Commission

2209 by

Generated by: a.m.a.p.abeysingha Generated at: 2020-08-06 18:50:26



1 of 1

8/6/2020



DEPARTMENT OF ELECTIONS
Parliament Election 2020
 Seat Allocation by Party
 Electoral District - 07-Galle

41

#	Name of the Party	Party Abbreviation	Votes Received	Vote Percentage	Seat Count
1	Sri Lanka Podujana Peramuna	SLPP	430,334	70.54%	7
2	Samagi Jana Balawegaya	SJB	115,456	18.93%	2
3	Jathika Jana Balawegaya	JJB	29,963	4.91%	0
4	United National Party	UNP	18,968	3.11%	0
5	Our Power of People Party	OPPP	6,419	1.05%	0
6	Frontline Socialist Party	FSP	1,790	0.29%	0
7	National Democratic Front	NDF	1,322	0.22%	0
8	Galle-Independent Group 12	IND12_D07	771	0.13%	0
9	United Left Front	ULF	693	0.11%	0
10	Socialist Party of Sri Lanka	SPS	586	0.10%	0
11	Galle-Independent Group 2	IND02_D07	503	0.08%	0
12	National Peoples Party	NPP	499	0.08%	0
13	The Liberal Party	LP	488	0.08%	0
14	Jana Setha Peramuna	JSP	363	0.06%	0
15	Galle-Independent Group 13	IND13_D07	354	0.06%	0
16	Galle-Independent Group 1	IND01_D07	297	0.05%	0
17	Galle-Independent Group 11	IND11_D07	208	0.03%	0
18	Sinhaladeepa Jathika Peramuna	SJP	187	0.03%	0
19	Galle-Independent Group 8	IND08_D07	161	0.03%	0
20	Galle-Independent Group 4	IND04_D07	111	0.02%	0
21	Galle-Independent Group 5	IND05_D07	111	0.02%	0
22	Galle-Independent Group 6	IND06_D07	103	0.02%	0
23	Galle-Independent Group 7	IND07_D07	95	0.02%	0
24	Galle-Independent Group 10	IND10_D07	95	0.02%	0
25	Galle-Independent Group 9	IND09_D07	92	0.02%	0
26	Galle-Independent Group 3	IND03_D07	83	0.01%	0

Total Valid Votes	610,052	70.31%
Rejected Votes	35,751	4.12%
Total Polled	645,803	74.43%
Registered No. of Electors	867,709	
Time	16:21:09 PM	
Date	06/08/2020	

MAHINDA DESHAPRIYA
 Chairman
 Election Commission

1756

Generated by: a.m.a.p.abeyesingha Generated at: 2020-08-06 16:35:44



1 of 1

8/6/2020



DEPARTMENT OF ELECTIONS
Parliament Election 2020
Seat Allocation by Party
Electoral District - 08-Matara

HP2

#	Name of the Party	Party Abbreviation	Votes Received	Vote Percentage	Seat Count
1	Sri Lanka Podujana Peramuna	SLPP	352,217	73.63%	6
2	Samagi Jana Balawegaya	SJB	72,740	15.21%	1
3	Jathika Jana Balawegaya	JJB	37,136	7.76%	0
4	United National Party	UNP	7,631	1.60%	0
5	Matara-Independent Group 7	IND07_D08	2,273	0.48%	0
6	Our Power of People Party	OPPP	2,179	0.46%	0
7	Jathika Sangwardhena Peramuna	JSWP	1,281	0.27%	0
8	United Left Front	ULF	632	0.13%	0
9	Frontline Socialist Party	FSP	489	0.10%	0
10	The Liberal Party	LP	381	0.08%	0
11	National Peoples Party	NPP	280	0.06%	0
12	Matara-Independent Group 4	IND04_D08	258	0.05%	0
13	Matara-Independent Group 6	IND06_D08	180	0.04%	0
14	Matara-Independent Group 5	IND05_D08	166	0.03%	0
15	Democratic United National Front	DUNF	158	0.03%	0
16	Sinhaladeepa Jathika Peramuna	SJP	111	0.02%	0
17	Maubima Janatha Pakshaya	MJP	94	0.02%	0
18	Matara-Independent Group 3	IND03_D08	67	0.01%	0
19	Matara-Independent Group 1	IND01_D08	55	0.01%	0
20	Matara-Independent Group 2	IND02_D08	51	0.01%	0

Total Valid Votes	478,379	72.53%
Rejected Votes	22,578	3.42%
Total Polled	500,957	75.95%
Registered No. of Electors	659,587	
Time	17:23:57 PM	
Date	06/08/2020	


N. J. ABEYESEKERE
Member
Election Commission

S. S. P. M.

Generated by: s.j.stalin

Generated at: 2020-08-06 17:47:17



1 of 1

8/6/2020



OFFICIAL RESULTS

ELECTION COMMISSION OF SRI LANKA
Parliament Election 2020
Seat Allocation by Party
Electoral District - 09-Hambantota

198

#	Name of the Party	Party Abbreviation	Votes Received	Vote Percentage	Seat Count
1	Sri Lanka Podujana Peramuna	SLPP	280,881	75.10%	6
2	Samagi Jana Balawegaya	SJB	51,758	13.84%	1
3	Jathika Jana Balawegaya	JJB	31,362	8.39%	0
4	United National Party	UNP	5,017	1.34%	0
5	Our Power of People Party	OPPP	1,572	0.42%	0
6	Hambantota-Independent Group 1	IND01_D09	646	0.17%	0
7	Frontline Socialist Party	FSP	488	0.13%	0
8	The Liberal Party	LP	353	0.09%	0
9	Socialist Party of Sri Lanka	SPS	348	0.09%	0
10	Hambantota-Independent Group 7	IND07_D09	301	0.08%	0
11	Jana Setha Peramuna	JSP	292	0.08%	0
12	Nawa Sihala Urumaya	NSU	220	0.06%	0
13	National Peoples Party	NPP	192	0.05%	0
14	Hambantota-Independent Group 5	IND05_D09	177	0.05%	0
15	Hambantota-Independent Group 8	IND08_D09	167	0.04%	0
16	Hambantota-Independent Group 2	IND02_D09	78	0.02%	0
17	Hambantota-Independent Group 6	IND06_D09	72	0.02%	0
18	Hambantota-Independent Group 4	IND04_D09	50	0.01%	0
19	Hambantota-Independent Group 3	IND03_D09	43	0.01%	0

Total Valid Votes	374,017	75.84%
Rejected Votes	18,971	3.85%
Total Polled	392,988	79.68%
Registered No. of Electors	493,192	
Time	21:39:14 PM	
Date	06/08/2020	

.....
PROF. S. RATNAJEEVAN H. HOOLE
Member
Election Commission

0017 hours
2020/08/07

Generated by: a.m.a.p.abeyasingha Generated at: 2020-08-06 21:44:51



000000460039

1 of 1

8/6/2020



ELECTION COMMISSION OF SRI LANKA
Parliament Election 2020
 Seat Allocation by Party
 Electoral District - 10-Jaffna

199

#	Name of the Party	Party Abbreviation	Votes Received	Vote Percentage	Seat Count
1	Ilankai Tamil Arasu Kadchi	ITAK	112,967	31.46%	3
2	Ahila Ilankai Thamil Congress	AITC	55,303	15.40%	1
3	Sri Lanka Freedom Party	SLFP	49,373	13.75%	1
4	Eelam People's Democratic Party	EPDP	45,797	12.75%	1
5	Thamil Makkal Thesiya Kuttani	TMTK	35,927	10.00%	1
6	Jafna-Independent Group 5	IND05_D10	16,220	4.52%	0
7	Samagi Jana Balawegaya	SJB	13,564	3.78%	0
8	United National Party	UNP	6,522	1.82%	0
9	Jafna-Independent Group 2	IND02_D10	5,492	1.53%	0
10	Jafna-Independent Group 9	IND09_D10	3,311	0.92%	0
11	Jafna-Independent Group 8	IND08_D10	2,128	0.59%	0
12	Democratic Left Front	DLF	1,656	0.46%	0
13	New Democratic Front	NEWDF	1,369	0.38%	0
14	Tamil United Liberation Front	TULF	1,318	0.37%	0
15	Jafna-Independent Group 14	IND14_D10	1,100	0.31%	0
16	Jathika Jana Balawegaya	JJB	853	0.24%	0
17	Jafna-Independent Group 4	IND04_D10	802	0.22%	0
18	Jana Setha Peramuna	JSP	799	0.22%	0
19	Lanka Sama Samaja Party	LSSP	737	0.21%	0
20	Eelavar Democratic Front	EDF	704	0.20%	0
21	Jafna-Independent Group 7	IND07_D10	625	0.17%	0
22	Our Power of People Party	OPPP	594	0.17%	0
23	Jafna-Independent Group 3	IND03_D10	382	0.11%	0
24	Jafna-Independent Group 12	IND12_D10	223	0.06%	0
25	Jafna-Independent Group 1	IND01_D10	216	0.06%	0
26	Jafna-Independent Group 6	IND06_D10	215	0.06%	0
27	Frontline Socialist Party	FSP	175	0.05%	0
28	United Socialist Party	USP	170	0.05%	0
29	Jafna-Independent Group 13	IND13_D10	152	0.04%	0
30	Socialist Equality Party	SEP	146	0.04%	0
31	Jafna-Independent Group 10	IND10_D10	146	0.04%	0
32	Jafna-Independent Group 11	IND11_D10	108	0.03%	0
33	Sinhaladeepa Jathika Peramuna	SJP	36	0.01%	0

Total Valid Votes	359,130	62.80%
Rejected Votes	35,006	6.12%
Total Polled	394,136	68.92%
Registered No. of Electors	571,848	
Time	22:20:37 PM	
Date	06/08/2020	

S. Ratnajeevan H. Hoole
 PROF. S. RATNAJEEVAN H. HOOLE
 Member
 Election Commission

0019 hours
 2020/08/07.

Generated by: s.j.stalin

Generated at: 2020-08-06 22:29:01



0000000469978

1 of 1

8/6/2020



ELECTION COMMISSION OF SRI LANKA
Parliament Election 2020
 Seat Allocation by Party
 Electoral District - 11-Vanni

205/11

#	Name of the Party	Party Abbreviation	Votes Received	Vote Percentage	Seat Count
1	Ilankai Tamil Arasu Kadchi	ITAK	69,916	33.64%	3
2	Sri Lanka Podujana Peramuna	SLPP	42,524	20.46%	1
3	Samagi Jana Balawegaya	SJB	37,883	18.23%	1
4	Eelam People's Democratic Party	EPDP	11,310	5.44%	1
5	Social Democratic Party of Tamils	SDPT	10,064	4.84%	0
6	Thamil Makkal Thesiya Kuttani	TMTK	8,789	4.23%	0
7	Ahila Ilankai Thamil Congress	AITC	8,232	3.96%	0
8	Vanni-Independent Group 1	IND01_D11	3,147	1.51%	0
9	Vanni-Independent Group 3	IND03_D11	2,377	1.14%	0
10	Vanni-Independent Group 9	IND09_D11	1,381	0.66%	0
11	United National Party	UNP	1,316	0.63%	0
12	Democratic Left Front	DLF	1,308	0.63%	0
13	Vanni-Independent Group 20	IND20_D11	1,046	0.50%	0
14	Vanni-Independent Group 5	IND05_D11	1,019	0.49%	0
15	Vanni-Independent Group 22	IND22_D11	736	0.35%	0
16	Jathika Jana Balawegaya	JJB	662	0.32%	0
17	Vanni-Independent Group 24	IND24_D11	585	0.28%	0
18	Vanni-Independent Group 15	IND15_D11	508	0.24%	0
19	Vanni-Independent Group 7	IND07_D11	426	0.20%	0
20	Tamil United Liberation Front	TULF	424	0.20%	0
21	Vanni-Independent Group 28	IND28_D11	390	0.19%	0
22	The Liberal Party	LP	360	0.17%	0
23	Vanni-Independent Group 2	IND02_D11	334	0.16%	0
24	Vanni-Independent Group 10	IND10_D11	320	0.15%	0
25	Vanni-Independent Group 25	IND25_D11	261	0.13%	0
26	Vanni-Independent Group 18	IND18_D11	248	0.12%	0
27	Vanni-Independent Group 19	IND19_D11	244	0.12%	0
28	Vanni-Independent Group 14	IND14_D11	212	0.10%	0
29	Vanni-Independent Group 8	IND08_D11	197	0.09%	0
30	Socialist Party of Sri Lanka	SPS	183	0.09%	0
31	Our Power of People Party	OPPP	170	0.08%	0
32	Vanni-Independent Group 27	IND27_D11	165	0.08%	0
33	Vanni-Independent Group 4	IND04_D11	152	0.07%	0
34	Vanni-Independent Group 11	IND11_D11	137	0.07%	0
35	Jana Setha Peramuna	JSP	112	0.05%	0
36	Vanni-Independent Group 21	IND21_D11	104	0.05%	0
37	Vanni-Independent Group 23	IND23_D11	100	0.05%	0
38	Sinhaladeepa Jathika Peramuna	SJP	95	0.05%	0
39	Vanni-Independent Group 16	IND16_D11	81	0.04%	0
40	Vanni-Independent Group 26	IND26_D11	77	0.04%	0
41	Frontline Socialist Party	FSP	65	0.03%	0
42	Vanni-Independent Group 12	IND12_D11	61	0.03%	0
43	Vanni-Independent Group 13	IND13_D11	52	0.03%	0
44	Vanni-Independent Group 6	IND06_D11	38	0.02%	0
45	Vanni-Independent Group 17	IND17_D11	26	0.01%	0
Total Valid Votes			207,837	72.41%	
Rejected Votes			17,019	5.93%	
Total Polled			224,856	78.34%	
Registered No. of Electors			287,024		
Time			22:37:32 PM		

Generated by: a.m.a.p.abeyasingha Generated at: 2020-08-06 22:45:35



000000474512

1 of 2

S. R. H. Hoole
 PROF. S. RATNAJEEVAN H. HOOLE
 Member
 Election Commission

0048 hams
 2020/08/07



ELECTION COMMISSION OF SRI LANKA
Parliament Election 2020
 Seat Allocation by Party
 Electoral District - 12-Batticaloa

197 II

#	Name of the Party	Party Abbreviation	Votes Received	Vote Percentage	Seat Count
1	Ilankai Tamil Arasu Kadchi	ITAK	79,460 ✓	26.66%	2
2	Thamil Makkal Viduthalai Pulikal	TMVP	67,692 ✓	22.71%	1
3	Sri Lanka Muslim Congress	SLMC	34,428 ✓	11.55%	1
4	Sri Lanka Podujana Peramuna	SLPP	33,424 ✓	11.22%	1
5	United Peace Alliance	UPA	31,054 ✓	10.42%	0
6	Samagi Jana Balawegaya	SJB	28,362 ✓	9.52%	0
7	Tamil United Liberation Front	TULF	8,113 ✓	2.72%	0
8	Thamil Makkal Thesiya Kuttani	TMTK	4,960 ✓	1.66%	0
9	Batticaloa - Independent Group 10	IND10_D12	1,303 ✓	0.44%	0
10	Ahila Ilankai Thamil Congress	AITC	1,203 ✓	0.40%	0
11	Batticaloa - Independent Group 14	IND14_D12	1,003 ✓	0.34%	0
12	United National Party	UNP	833 ✓	0.28%	0
13	Batticaloa - Independent Group 6	IND06_D12	804 ✓	0.27%	0
14	Batticaloa - Independent Group 19	IND19_D12	785 ✓	0.26%	0
15	Batticaloa - Independent Group 22	IND22_D12	672 ✓	0.23%	0
16	Batticaloa - Independent Group 17	IND17_D12	620 ✓	0.21%	0
17	Jathika Jana Balawegaya	JJB	348 ✓	0.12%	0
18	Eelavar Democratic Front	EDF	331 ✓	0.11%	0
19	Batticaloa - Independent Group 9	IND09_D12	331 ✓	0.11%	0
20	National Democratic Front	NDF	274 ✓	0.09%	0
21	Batticaloa - Independent Group 18	IND18_D12	252 ✓	0.08%	0
22	Frontline Socialist Party	FSP	224 ✓	0.08%	0
23	Batticaloa - Independent Group 15	IND15_D12	214 ✓	0.07%	0
24	Batticaloa - Independent Group 7	IND07_D12	164 ✓	0.06%	0
25	Batticaloa - Independent Group 20	IND20_D12	162 ✓	0.05%	0
26	Democratic Unity Alliance	DUA	145 ✓	0.05%	0
27	Our Power of People Party	OPPP	118 ✓	0.04%	0
28	Batticaloa - Independent Group 8	IND08_D12	110 ✓	0.04%	0
29	Batticaloa - Independent Group 16	IND16_D12	105 ✓	0.04%	0
30	Batticaloa - Independent Group 13	IND13_D12	95 ✓	0.03%	0
31	Batticaloa - Independent Group 4	IND04_D12	88 ✓	0.03%	0
32	Batticaloa - Independent Group 3	IND03_D12	76 ✓	0.03%	0
33	Batticaloa - Independent Group 2	IND02_D12	71 ✓	0.02%	0
34	Batticaloa - Independent Group 1	IND01_D12	67 ✓	0.02%	0
35	Batticaloa - Independent Group 12	IND12_D12	52 ✓	0.02%	0
36	Batticaloa - Independent Group 5	IND05_D12	24 ✓	0.01%	0
37	Batticaloa - Independent Group 21	IND21_D12	23 ✓	0.01%	0
38	Batticaloa - Independent Group 11	IND11_D12	22 ✓	0.01%	0

Total Valid Votes	298,012 ✓	72.72%
Rejected Votes	16,838 ✓	4.11%
Total Polled	314,850 ✓	76.83%
Registered No. of Electors	409,808	
Time	19:35:31 PM	
Date	06/08/2020	

.....
 PROF. S. RATNAJEEVAN H. HOOLE
 Member
 Election Commission

0010 hours
 2020/08/07

Generated by: a.m.a.p.abeysingha Generated at: 2020-08-06 20:42:28



000000429066

8/6/2020



OFFICIAL RESULTS

ELECTION COMMISSION OF SRI LANKA
Parliamentary Election 2020
 Seat Allocation by Party
 Electoral District - 13-Digamadulla

502 11

#	Name of the Party	Party Abbreviation	Votes Received	Vote Percentage	Seat Count
1	Sri Lanka Podujana Peramuna	SLPP	126,012	32.65%	3
2	Samagi Jana Balawegaya	SJB	102,274	26.50%	2
3	All Ceylon Makkal Congress	ACMC	43,319	11.22%	1
4	National Congress	NC	38,911	10.08%	1
5	Akhila Ilankai Tamil Mahasabha	AITM	29,379	7.61%	0
6	Ilankai Tamil Arasu Kadchi	ITAK	25,255	6.54%	0
7	United National Party	UNP	6,455	1.67%	0
8	Jathika Jana Balawegaya	JJB	5,060	1.31%	0
9	Digamadulla - Independent Group 24	IND24_D13	717	0.19%	0
10	Our Power of People Party	OPPP	603	0.16%	0
11	Eelam People's Democratic Party	EPDP	582	0.15%	0
12	Digamadulla - Independent Group 4	IND04_D13	535	0.14%	0
13	Digamadulla - Independent Group 9	IND09_D13	526	0.14%	0
14	Digamadulla - Independent Group 26	IND26_D13	517	0.13%	0
15	Digamadulla - Independent Group 12	IND12_D13	497	0.13%	0
16	Digamadulla - Independent Group 27	IND27_D13	494	0.13%	0
17	Digamadulla - Independent Group 18	IND18_D13	373	0.10%	0
18	United Left Front	ULF	324	0.08%	0
19	Frontline Socialist Party	FSP	301	0.08%	0
20	Ahila Ilankai Tamil Congress	AITC	283	0.07%	0
21	Maubima Janatha Pakshaya	MJP	264	0.07%	0
22	Digamadulla - Independent Group 6	IND06_D13	258	0.07%	0
23	The Liberal Party	LP	246	0.06%	0
24	Socialist Party of Sri Lanka	SPS	210	0.05%	0
25	Digamadulla - Independent Group 20	IND20_D13	203	0.05%	0
26	Digamadulla - Independent Group 11	IND11_D13	197	0.05%	0
27	Digamadulla - Independent Group 8	IND08_D13	180	0.05%	0
28	Digamadulla - Independent Group 34	IND34_D13	180	0.05%	0
29	Digamadulla - Independent Group 17	IND17_D13	172	0.04%	0
30	Digamadulla - Independent Group 2	IND02_D13	160	0.04%	0
31	Digamadulla - Independent Group 10	IND10_D13	150	0.04%	0
32	Digamadulla - Independent Group 14	IND14_D13	148	0.04%	0
33	National Democratic Front	NDF	143	0.04%	0
34	Jana Setha Peramuna	JSP	98	0.03%	0
35	Digamadulla - Independent Group 21	IND21_D13	86	0.02%	0
36	Sinhaladeepa Jathika Peramuna	SJP	78	0.02%	0
37	Digamadulla - Independent Group 7	IND07_D13	76	0.02%	0
38	Digamadulla - Independent Group 28	IND28_D13	65	0.02%	0
39	Digamadulla - Independent Group 33	IND33_D13	58	0.02%	0
40	Digamadulla - Independent Group 5	IND05_D13	57	0.01%	0
41	Digamadulla - Independent Group 15	IND15_D13	56	0.01%	0
42	Digamadulla - Independent Group 31	IND31_D13	53	0.01%	0
43	Digamadulla - Independent Group 19	IND19_D13	50	0.01%	0
44	Nawa Sihala Urumaya	NSU	49	0.01%	0
45	Digamadulla - Independent Group 13	IND13_D13	46	0.01%	0
46	Digamadulla - Independent Group 22	IND22_D13	44	0.01%	0
47	Digamadulla - Independent Group 23	IND23_D13	41	0.01%	0
48	Digamadulla - Independent Group 29	IND29_D13	41	0.01%	0
49	Digamadulla - Independent Group 25	IND25_D13	39	0.01%	0
50	Digamadulla - Independent Group 30	IND30_D13	37	0.01%	0
51	Digamadulla - Independent Group 1	IND01_D13	31	0.01%	0
52	Digamadulla - Independent Group 16	IND16_D13	26	0.01%	0
53	Digamadulla - Independent Group 3	IND03_D13	21	0.01%	0

Generated by: a.m.a.p.abeysingha Generated at: 2020-08-06 22:48:26




0000000472943

S.R.N. Hool

1 of 2

Total Valid Votes	385,997	75.10%
Rejected Votes	16,347	3.18%
Total Polled	402,344	78.28%
Registered No. of Electors	513,979	
Time	22:31:53 PM	
Date	06/08/2020	


.....
PROF. S. RATNAJEEVAN H. HOOLE
Member
Election Commission

0029 hours
2020/08/07.

Generated by: a.m.a.p.abeysingha Generated at: 2020-08-06 22:48:26



000000472943

2 of 2

8/6/2020



OFFICIAL RESULTS

ELECTION COMMISSION OF SRI LANKA
Parliament Election 2020
 Seat Allocation by Party
 Electoral District - 14-Trincomalee

193 R

#	Name of the Party	Party Abbreviation	Votes Received	Vote Percentage	Seat Count
1	Samagi Jana Balawegaya	SJB	86,394	40.56%	2
2	Sri Lanka Podujana Peramuna	SLPP	68,681	32.25%	1
3	Ilankai Tamil Arasu Kadchi	ITAK	39,570	18.58%	1
4	Eelam People's Democratic Party	EPDP	3,775	1.77%	0
5	Ahila Ilankai Thamil Congress	AITC	2,745	1.29%	0
6	Jathika Jana Balawegaya	JJB	2,226	1.05%	0
7	United National Party	UNP	1,765	0.83%	0
8	Thamil Makkal Thesiya Kuttani	TMTK	1,625	0.76%	0
9	Trincomalee - Independent Group 4	IND04_D14	1,462	0.69%	0
10	Social Democratic Party of Tamils	SDPT	1,400	0.66%	0
11	Akhila Ilankai Tamil Mahasabha	AITM	652	0.31%	0
12	Trincomalee - Independent Group 14	IND14_D14	612	0.29%	0
13	Frontline Socialist Party	FSP	466	0.22%	0
14	Trincomalee - Independent Group 2	IND02_D14	340	0.16%	0
15	Trincomalee - Independent Group 1	IND01_D14	257	0.12%	0
16	Socialist Party of Sri Lanka	SPS	194	0.09%	0
17	Trincomalee - Independent Group 10	IND10_D14	181	0.08%	0
18	Trincomalee - Independent Group 11	IND11_D14	118	0.06%	0
19	Trincomalee - Independent Group 5	IND05_D14	100	0.05%	0
20	Trincomalee - Independent Group 8	IND08_D14	87	0.04%	0
21	Trincomalee - Independent Group 13	IND13_D14	72	0.03%	0
22	Jana Setha Peramuna	JSP	67	0.03%	0
23	Trincomalee - Independent Group 3	IND03_D14	62	0.03%	0
24	Trincomalee - Independent Group 7	IND07_D14	60	0.03%	0
25	Trincomalee - Independent Group 12	IND12_D14	36	0.02%	0
26	Trincomalee - Independent Group 6	IND06_D14	30	0.01%	0
27	Trincomalee - Independent Group 9	IND09_D14	15	0.01%	0

Total Valid Votes	212,992	73.73%
Rejected Votes	14,125	4.89%
Total Polled	227,117	78.62%
Registered No. of Electors	288,868	
Time	19:24:13 PM	
Date	06/08/2020	

.....
 S.R.H. Hoole
 PROF. S. RATNAJEEVAN H. HOOLE
 Member
 Election Commission

2342 hours

Generated by: a.m.a.p.abeysingha Generated at: 2020-08-06 20:45:34



000000426107

1 of 1

8/6/2020



ELECTION COMMISSION OF SRI LANKA
Parliament Election 2020
 Seat Allocation by Party
 Electoral District - 15-Kurunegala

195/11

#	Name of the Party	Party Abbreviation	Votes Received	Vote Percentage	Seat Count
1	Sri Lanka Podujana Peramuna	SLPP	649,965	66.92%	11
2	Samagi Jana Balawegaya	SJB	244,866	25.21%	4
3	Jathika Jana Balawegaya	JJB	36,290	3.74%	0
4	United National Party	UNP	26,770	2.76%	0
5	Kurunegala - Independent Group 10	IND10_D15	2,530	0.26%	0
6	Kurunegala - Independent Group 2	IND02_D15	2,223	0.23%	0
7	Jathika Sangwardhena Peramuna	JSWP	1,865	0.19%	0
8	Jana Setha Peramuna	JSP	951	0.10%	0
9	Frontline Socialist Party	FSP	824	0.08%	0
10	Socialist Party of Sri Lanka	SPS	818	0.08%	0
11	Sinhaladeepa Jathika Peramuna	SJP	684	0.07%	0
12	National Democratic Front	NDF	633	0.07%	0
13	Kurunegala - Independent Group 3	IND03_D15	530	0.05%	0
14	Sri Lanka Labour Party	SLLP	441	0.05%	0
15	Kurunegala - Independent Group 1	IND01_D15	336	0.03%	0
16	Kurunegala - Independent Group 9	IND09_D15	328	0.03%	0
17	The Liberal Party	LP	319	0.03%	0
18	Kurunegala - Independent Group 7	IND07_D15	306	0.03%	0
19	Kurunegala - Independent Group 8	IND08_D15	242	0.02%	0
20	Kurunegala - Independent Group 4	IND04_D15	125	0.01%	0
21	Kurunegala - Independent Group 6	IND06_D15	102	0.01%	0
22	Kurunegala - Independent Group 5	IND05_D15	101	0.01%	0
Total Valid Votes			971,243	72.01%	
Rejected Votes			46,414	3.44%	
Total Polled			1,017,657	75.45%	
Registered No. of Electors			1,348,787		
Time			20:52:08 PM		
Date			06/08/2020		

S. Ratnajeevan H. Hoole
 PROF. S. RATNAJEEVAN H. HOOLE
 Member
 Election Commission

2358 hours

Generated by: a.m.a.p.abeyasingha Generated at: 2020-08-06 21:10:02



000000449220

1 of 1

8/6/2020



ELECTION COMMISSION OF SRI LANKA
Parliament Election 2020
 Seat Allocation by Party
 Electoral District - 16-Puttalam

200

#	Name of the Party	Party Abbreviation	Votes Received	Vote Percentage	Seat Count
1	Sri Lanka Podujana Peramuna	SLPP	220,566	57.26%	5
2	Samagi Jana Balawegaya	SJB	80,183	20.81%	2
3	Muslim National Alliance	MNA	55,981	14.53%	1
4	Jathika Jana Balawegaya	JJB	9,944	2.58%	0
5	United National Party	UNP	7,985	2.07%	0
6	Our Power of People Party	OPPP	5,393	1.40%	0
7	Puttalam - Independent Group 1	IND01_D16	1,136	0.29%	0
8	Frontline Socialist Party	FSP	511	0.13%	0
9	Socialist Party of Sri Lanka	SPS	433	0.11%	0
10	Puttalam - Independent Group 9	IND09_D16	324	0.08%	0
11	Jana Setha Peramuna	JSP	267	0.07%	0
12	Puttalam - Independent Group 4	IND04_D16	259	0.07%	0
13	National Peoples Party	NPP	241	0.06%	0
14	Puttalam - Independent Group 16	IND16_D16	218	0.06%	0
15	Democratic United National Front	DUNF	202	0.05%	0
16	Puttalam - Independent Group 11	IND11_D16	187	0.05%	0
17	Puttalam - Independent Group 15	IND15_D16	140	0.04%	0
18	Puttalam - Independent Group 19	IND19_D16	139	0.04%	0
19	Maubima Janatha Pakshaya	MJP	132	0.03%	0
20	Sinhaladeepa Jathika Peramuna	SJP	127	0.03%	0
21	Puttalam - Independent Group 14	IND14_D16	116	0.03%	0
22	Puttalam - Independent Group 17	IND17_D16	108	0.03%	0
23	Puttalam - Independent Group 10	IND10_D16	99	0.03%	0
24	Puttalam - Independent Group 12	IND12_D16	88	0.02%	0
25	Puttalam - Independent Group 2	IND02_D16	85	0.02%	0
26	Puttalam - Independent Group 18	IND18_D16	74	0.02%	0
27	Puttalam - Independent Group 7	IND07_D16	72	0.02%	0
28	Puttalam - Independent Group 3	IND03_D16	58	0.02%	0
29	Puttalam - Independent Group 5	IND05_D16	49	0.01%	0
30	Puttalam - Independent Group 8	IND08_D16	39	0.01%	0
31	Puttalam - Independent Group 13	IND13_D16	33	0.01%	0
32	Puttalam - Independent Group 6	IND06_D16	32	0.01%	0

Total Valid Votes	385,221	62.70%
Rejected Votes	29,266	4.76%
Total Polled	414,487	67.47%
Registered No. of Electors	614,370	
Time	22:06:44 PM	
Date	06/08/2020	

S. R. H. Hoole
 PROF. S. RATNAJEEVAN H. HOOLE
 Member
 Election Commission

0023 hours
 2020/08/07.

Generated by: s.j.stalin

Generated at: 2020-08-07 00:10:55



1 of 1



ELECTION COMMISSION OF SRI LANKA
Parliament Election 2020
 Seat Allocation by Party
 Electoral District - 17-Anuradhapura

194

#	Name of the Party	Party Abbreviation	Votes Received	Vote Percentage	Seat Count
1	Sri Lanka Podujana Peramuna	SLPP	344,458	67.95%	7
2	Samagi Jana Balawegaya	SJB	119,788	23.63%	2
3	Jathika Jana Balawegaya	JJB	24,492	4.83%	0
4	United National Party	UNP	8,254	1.63%	0
5	Anuradhapura - Independent Group 9	IND09_D17	1,432	0.28%	0
6	Our Power of People Party	OPPP	1,401	0.28%	0
7	Jathika Sangwardhena Peramuna	JSWP	1,204	0.24%	0
8	Anuradhapura - Independent Group 1	IND01_D17	1,069	0.21%	0
9	Anuradhapura - Independent Group 5	IND05_D17	589	0.12%	0
10	The Liberal Party	LP	480	0.09%	0
11	Anuradhapura - Independent Group 10	IND10_D17	451	0.09%	0
12	United Left Front	ULF	450	0.09%	0
13	Anuradhapura - Independent Group 4	IND04_D17	429	0.08%	0
14	National Peoples Party	NPP	424	0.08%	0
15	Frontline Socialist Party	FSP	379	0.07%	0
16	Sinhaladeepa Jathika Peramuna	SJP	311	0.06%	0
17	Anuradhapura - Independent Group 7	IND07_D17	271	0.05%	0
18	Jana Setha Peramuna	JSP	263	0.05%	0
19	Anuradhapura - Independent Group 6	IND06_D17	240	0.05%	0
20	Anuradhapura - Independent Group 3	IND03_D17	184	0.04%	0
21	Anuradhapura - Independent Group 2	IND02_D17	168	0.03%	0
22	Anuradhapura - Independent Group 8	IND08_D17	165	0.03%	0
Total Valid Votes			506,902	73.08%	
Rejected Votes			35,469	5.11%	
Total Polled			542,371	78.19%	
Registered No. of Electors			693,634		
Time			21:26:15 PM		
Date			06/08/2020		

S. Ratnajeevan H. Hoole
 PROF. S. RATNAJEEVAN H. HOOLE
 Member
 Election Commission

23 48 hours



8/6/2020



OFFICIAL RESULTS

ELECTION COMMISSION OF SRI LANKA
Parliament Election 2020
Seat Allocation by Party
Electoral District - 18-Polonnaruwa

124

#	Name of the Party	Party Abbreviation	Votes Received	Vote Percentage	Seat Count
1	Sri Lanka Podujana Peramuna	SLPP	180,847	73.66%	4
2	Samagi Jana Balawegaya	SJB	47,781	19.46%	1
3	Jathika Jana Balawegaya	JJB	6,792	2.77%	0
4	United National Party	UNP	6,525	2.66%	0
5	Our Power of People Party	OPPP	729	0.30%	0
6	Frontline Socialist Party	FSP	565	0.23%	0
7	Polonnaruwa - Independent Group 3	IND03_D18	485	0.20%	0
8	National Congress	NC	361	0.15%	0
9	The Liberal Party	LP	236	0.10%	0
10	Polonnaruwa - Independent Group 1	IND01_D18	212	0.09%	0
11	United Left Front	ULF	211	0.09%	0
12	National Peoples Party	NPP	198	0.08%	0
13	Polonnaruwa - Independent Group 7	IND07_D18	150	0.06%	0
14	Polonnaruwa - Independent Group 8	IND08_D18	105	0.04%	0
15	Polonnaruwa - Independent Group 6	IND06_D18	103	0.04%	0
16	Jana Setha Peramuna	JSP	77	0.03%	0
17	Polonnaruwa - Independent Group 4	IND04_D18	63	0.03%	0
18	Polonnaruwa - Independent Group 5	IND05_D18	42	0.02%	0
19	Polonnaruwa - Independent Group 2	IND02_D18	37	0.02%	0
Total Valid Votes			245,519	74.15%	
Rejected Votes			16,020	4.84%	
Total Polled			261,539	78.99%	
Registered No. of Electors			331,109		
Time			18:22:55 PM		
Date			06/08/2020		

S. R. H. Hoole
.....
PROF. S. RATNAJEEVAN H. HOOLE
Member
Election Commission

2117 leaves

Generated by: s.j.stalin

Generated at: 2020-08-06 20:34:08



000000414097

1 of 1

8/6/2020



ELECTION COMMISSION OF SRI LANKA
Parliament Election 2020
Seat Allocation by Party
Electoral District - 19-Badulla

190/11

#	Name of the Party	Party Abbreviation	Votes Received	Vote Percentage	Seat Count
1	Sri Lanka Podujana Peramuna	SLPP	309,538	62.06%	6
2	Samagi Jana Balawegaya	SJB	144,290	28.93%	3
3	Jathika Jana Balawegaya	JJB	19,308	3.87%	0
4	United National Party	UNP	9,163	1.84%	0
5	Our Power of People Party	OPPP	5,165	1.04%	0
6	Badulla - Independent Group 2	IND02_D19	3,551	0.71%	0
7	Badulla - Independent Group 3	IND03_D19	1,852	0.37%	0
8	Badulla - Independent Group 9	IND09_D19	711	0.14%	0
9	Frontline Socialist Party	FSP	710	0.14%	0
10	Socialist Party of Sri Lanka	SPS	642	0.13%	0
11	United Left Front	ULF	577	0.12%	0
12	Sinhaladeepa Jathika Peramuna	SJP	408	0.08%	0
13	Sri Lanka Labour Party	SLLP	378	0.08%	0
14	Badulla - Independent Group 12	IND12_D19	340	0.07%	0
15	Badulla - Independent Group 10	IND10_D19	337	0.07%	0
16	Badulla - Independent Group 5	IND05_D19	310	0.06%	0
17	Badulla - Independent Group 11	IND11_D19	286	0.06%	0
18	Badulla - Independent Group 1	IND01_D19	232	0.05%	0
19	Badulla - Independent Group 4	IND04_D19	223	0.04%	0
20	The Liberal Party	LP	196	0.04%	0
21	Democratic United National Front	DUNF	174	0.03%	0
22	Badulla - Independent Group 6	IND06_D19	155	0.03%	0
23	Badulla - Independent Group 8	IND08_D19	140	0.03%	0
24	Badulla - Independent Group 7	IND07_D19	109	0.02%	0
Total Valid Votes			498,795	74.65%	
Rejected Votes			38,621	5.78%	
Total Polled			537,416	80.43%	
Registered No. of Electors			668,166		
Time			18:53:51 PM		
Date			06/08/2020		

.....
PROF. S. RATNAJEEVAN H. HOOLE
Member
Election Commission

Generated by: a.m.a.p.abeysingha Generated at: 2020-08-06 20:50:35



000000419745

1 of 1

8/6/2020



DEPARTMENT OF ELECTIONS
Parliament Election 2020
Seat Allocation by Party
Electoral District - 20-Moneragala

#	Name of the Party	Party Abbreviation	Votes Received	Vote Percentage	Seat Count
1	Sri Lanka Podujana Peramuna	SLPP	208,193	74.12%	5
2	Samagi Jana Balawegaya	SJB	54,147	19.28%	1
3	Jathika Jana Balawegaya	JJB	11,429	4.07%	0
4	United National Party	UNP	3,494	1.24%	0
5	Moneragala - Independent Group 3	IND03_D20	535	0.19%	0
6	Frontline Socialist Party	FSP	437	0.16%	0
7	Socialist Party of Sri Lanka	SPS	374	0.13%	0
8	United Left Front	ULF	350	0.12%	0
9	Moneragala - Independent Group 2	IND02_D20	259	0.09%	0
10	Moneragala - Independent Group 1	IND01_D20	233	0.08%	0
11	Moneragala - Independent Group 4	IND04_D20	233	0.08%	0
12	Sri Lanka Labour Party	SLLP	229	0.08%	0
13	Moneragala - Independent Group 7	IND07_D20	218	0.08%	0
14	Jana Setha Peramuna	JSP	147	0.05%	0
15	Moneragala - Independent Group 5	IND05_D20	146	0.05%	0
16	Moneragala - Independent Group 6	IND06_D20	145	0.05%	0
17	Moneragala - Independent Group 9	IND09_D20	117	0.04%	0
18	The Liberal Party	LP	100	0.04%	0
19	Moneragala - Independent Group 8	IND08_D20	99	0.04%	0

Total Valid Votes	280,885	75.48%
Rejected Votes	20,312	5.46%
Total Polled	301,197	80.93%
Registered No. of Electors	372,155	
Time	16:27:22 PM	
Date	06/08/2020	

MAHINDA DESHAPRIYA
Chairman
Election Commission

2170 hours

Generated by: a.m.a.p.abeysingha Generated at: 2020-08-06 16:58:46



1 of 1

8/6/2020



ELECTION COMMISSION OF SRI LANKA
Parliament Election 2020
Seat Allocation by Party
Electoral District - 21-Ratnapura

196 fl

#	Name of the Party	Party Abbreviation	Votes Received	Vote Percentage	Seat Count
1	Sri Lanka Podujana Peramuna	SLPP	446,668	68.86%	8
2	Samagi Jana Balawegaya	SJB	155,759	24.01%	3
3	Jathika Jana Balawegaya	JJB	17,611	2.72%	0
4	United National Party	UNP	12,349	1.90%	0
5	Our Power of People Party	OPPP	3,944	0.61%	0
6	Rathnapura - Independent Group 6	IND06_D21	2,990	0.46%	0
7	Rathnapura - Independent Group 2	IND02_D21	1,418	0.22%	0
8	New Democratic Front	NEWDF	1,358	0.21%	0
9	United Left Front	ULF	964	0.15%	0
10	Jathika Sangwardhena Peramuna	JSWP	800	0.12%	0
11	Socialist Party of Sri Lanka	SPS	725	0.11%	0
12	Rathnapura - Independent Group 1	IND01_D21	607	0.09%	0
13	Democratic United National Front	DUNF	559	0.09%	0
14	Sinhaladeepa Jathika Peramuna	SJP	494	0.08%	0
15	Frontline Socialist Party	FSP	485	0.07%	0
16	Jana Setha Peramuna	JSP	403	0.06%	0
17	National Peoples Party	NPP	331	0.05%	0
18	Rathnapura - Independent Group 5	IND05_D21	299	0.05%	0
19	Rathnapura - Independent Group 4	IND04_D21	297	0.05%	0
20	Okkoma Wasiyo Okkoma Rajawaru Sanvidanaya	OWORS	206	0.03%	0
21	Rathnapura - Independent Group 3	IND03_D21	176	0.03%	0
22	Nawa Sihala Urumaya	NSU	171	0.03%	0
Total Valid Votes			648,614	73.91%	
Rejected Votes			30,489	3.47%	
Total Polled			679,103	77.38%	
Registered No. of Electors			877,582		
Time			22:07:58 PM		
Date			06/08/2020		

S. Ratnajeevan H. Hoole
.....
PROF. S. RATNAJEEVAN H. HOOLE
Member
Election Commission

0002 hours

Generated by: s.j.stalin

Generated at: 2020-08-06 22:15:39



000000466502

1 of 1

8/6/2020



OFFICIAL RESULTS

ELECTION COMMISSION OF SRI LANKA
Parliament Election 2020
Seat Allocation by Party
Electoral District - 22-Kegalle

188

#	Name of the Party	Party Abbreviation	Votes Received	Vote Percentage	Seat Count
1	Sri Lanka Podujana Peramuna	SLPP	331,573	66.29%	7
2	Samagi Jana Balawegaya	SJB	131,317	26.25%	2
3	Jathika Jana Balawegaya	JJB	14,033	2.81%	0
4	United National Party	UNP	12,168	2.43%	0
5	Our Power of People Party	OPPP	5,656	1.13%	0
6	Frontline Socialist Party	FSP	1,177	0.24%	0
7	Kegalle - Independent Group 7	IND07_D22	714	0.14%	0
8	Socialist Party of Sri Lanka	SPS	548	0.11%	0
9	Jana Setha Peramuna	JSP	546	0.11%	0
10	Democratic United National Front	DUNF	489	0.10%	0
11	Sri Lanka Labour Party	SLLP	284	0.06%	0
12	Sinhaladeepa Jathika Peramuna	SJP	282	0.06%	0
13	Kegalle - Independent Group 3	IND03_D22	276	0.06%	0
14	Kegalle - Independent Group 1	IND01_D22	272	0.05%	0
15	Kegalle - Independent Group 5	IND05_D22	226	0.05%	0
16	The Liberal Party	LP	215	0.04%	0
17	Kegalle - Independent Group 4	IND04_D22	171	0.03%	0
18	Kegalle - Independent Group 6	IND06_D22	153	0.03%	0
19	Kegalle - Independent Group 2	IND02_D22	107	0.02%	0
Total Valid Votes			500,207	73.11%	
Rejected Votes			24,547	3.59%	
Total Polled			524,754	76.70%	
Registered No. of Electors			684,189		
Time			18:20:32 PM		
Date			06/08/2020		

S.R.M. Hoole
.....
PROF. S. RATNAJEEVAN H. HOOLE
Member
Election Commission

23 24 by


G

Generated by: a.m.a.p.abeysingha Generated at: 2020-08-06 20:54:55




0000000413609

1 of 1



People's Action for Free and Fair Election

No.16, Byrde Place, Off Pamankada Rd, Colombo 06, Sri Lanka.

 (+94)11 2558570/71  (+94)11 2558572  paffrel@slt.net.lk  WWW.paffrel.lk